

1L22 1L32

MIYOTA

Size
<line> **6 3/4 x 8'''**

Height
<mm> **2.28**(1L22 2.15)

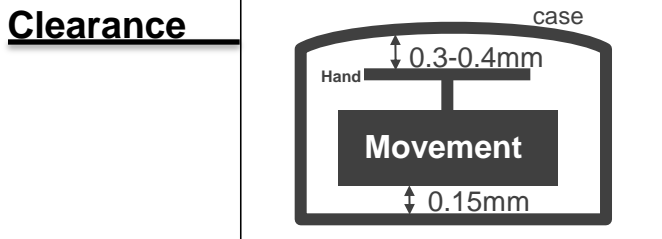
Accuracy
<per Month> **±20 sec**

Battery Life
5 years (1L32 3 years)

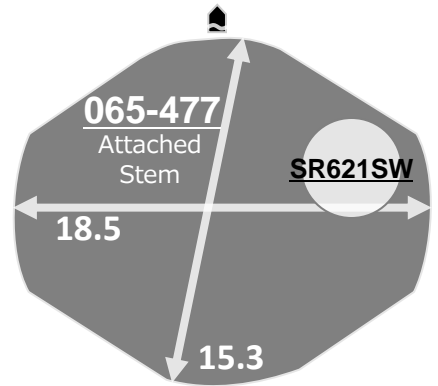
Battery consumption could be minimum
by pulling out the stem (=Power-Saving)

Balance Weight
<μN.m> Minute **0.40**
Second **0.07**

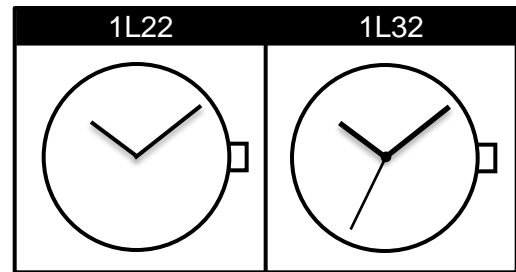
Featured by Shock Detection



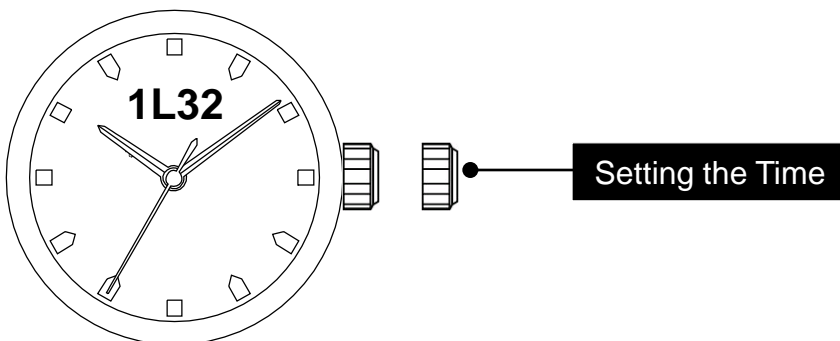
Original Package
1,000 pcs



*Battery of 1L22 : SR616SW



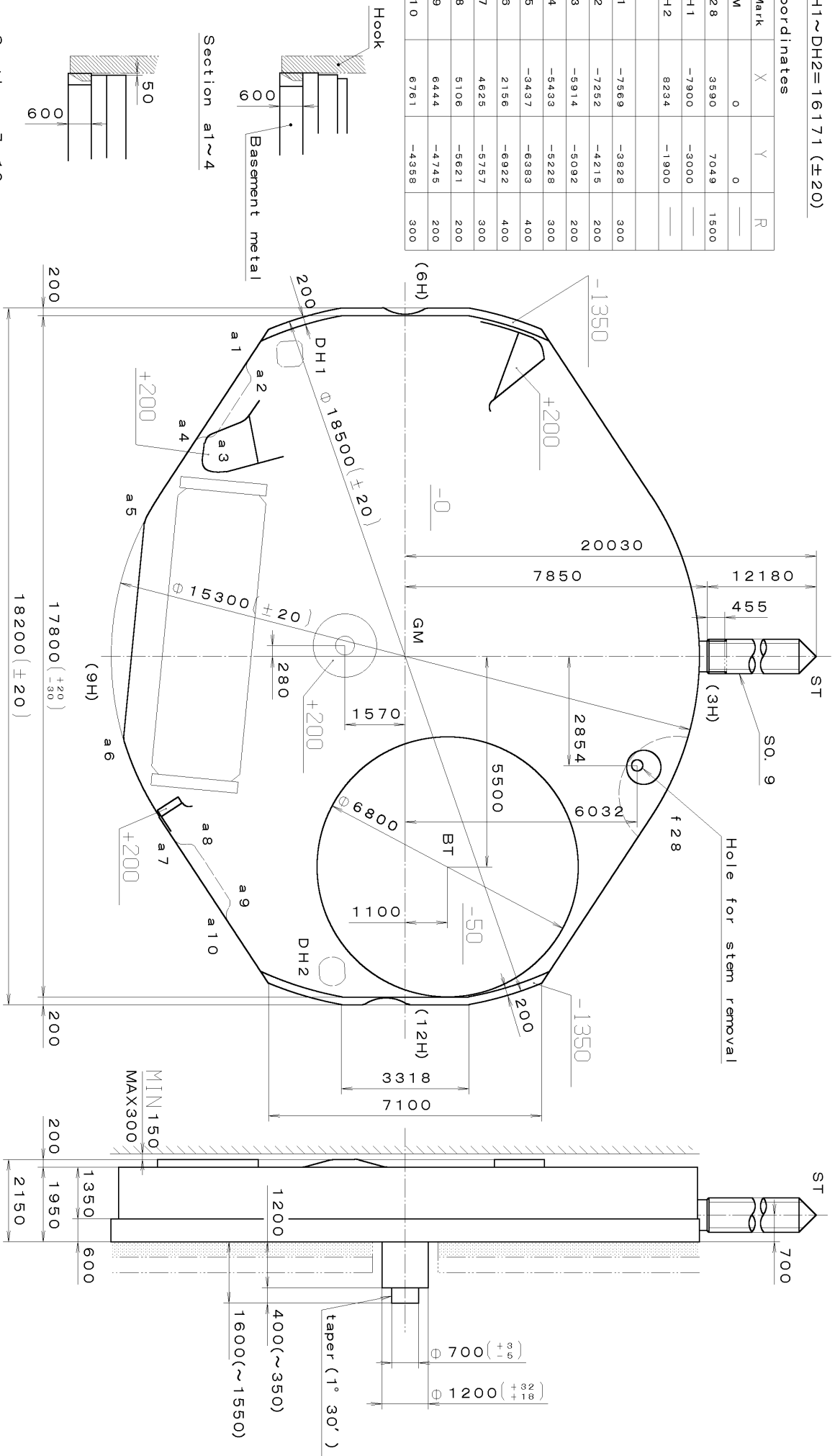
High Hand Ver.
1L26
1L36



DH1~DH2= 16171 (±20)

Coordinates

Mark	X	Y	R
GM	0	0	—
f 28	3590	7049	1500
DH1	-7900	-3000	—
DH2	8234	-1900	—
a 1	-7569	-3828	300
a 2	-7252	-4215	200
a 3	-5914	-5092	200
a 4	-5433	-5228	300
a 5	-3437	-6383	400
a 6	2156	-6922	400
a 7	4625	-5757	300
a 8	5106	-5621	200
a 9	6444	-4745	200
a 10	6761	-4358	300



Section a1~4

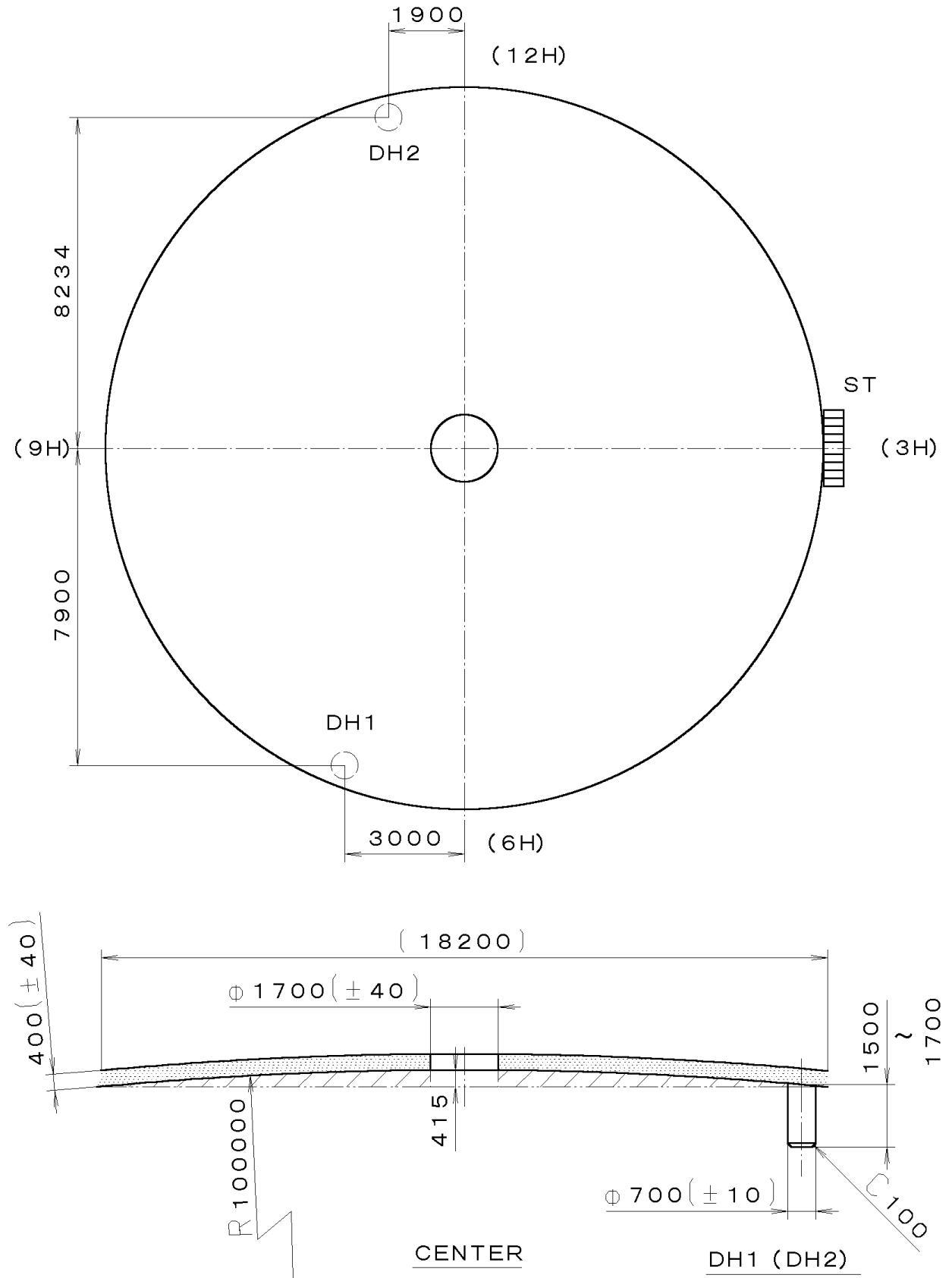
Section a7~10

Section f28

△	Quantity	Cal. No. : 1L26
△	Unit	1/1000 mm
△	Scale	10:1
△	Date	
△	Drawn	
△	Checked	T. Hiruta
△	Approved	
Material	Name: Frame for Case	
Heat Treatment	Drawing No. : 1L26C0000	
Hardness	General Tolerances	
Plating	Dimensions	
	Angles	

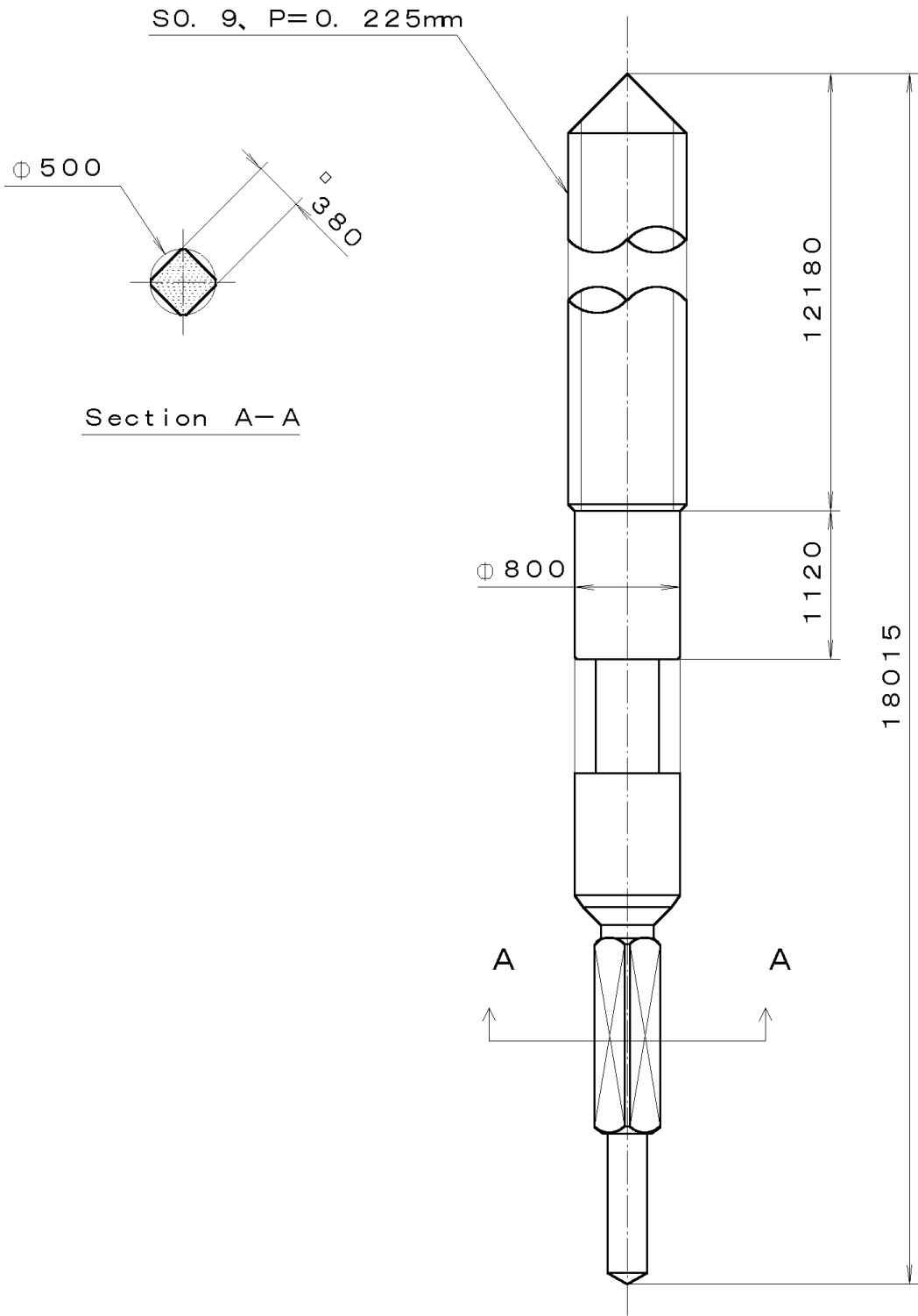
This drawing is provisional and subject to our reconfirmation and/or revision without notice.

*** T I P W (01) *** (2100 1121) 00-06-16



7		Quantity		Cal. No. :	1L26-10A
6		Unit	1/1000 mm	Parts:	
5		Scale	7:1	Name:	Indications for Dial
4		Date		Drawing No. : 1L26D000	
3		Drawn			
2		Checked	T. Hiruta		
1		Approved			
Material					
Heat Treatment		General Tolerances			
Hardness		Dimensions			
Plating		Angles			

This drawing is provisional and subject to our reconfirmation and/or revision without notice.



*** T I P W (01) *** (2100 1121 A-01 A-01) 00-06-22

7			Quantity		Cal. No. :
6			Unit	1/1000 mm	Parts:
5			Scale	20:1	
4			Date		065-477
3			Drawn		
2			Checked	T. Hiruta	Name:
1			Approved		SETTING STEM
Material					Drawing No. : 4770S000
Heat Treatment			General Tolerances		
Hardness			Dimensions		
Plating			Angles		