

# 04



HAMMERS

04 - 2

ANVILS

04 - 4

SAW FRAMES

04 - 5

SAW BLADES

04 - 6

TAPS AND DRAW PLATES

04 - 7

Hammers for watchmaker.



MSA	Head length	Total length	Kg
04.007	35 mm	193 mm	0.020
04.001	50 mm	195 mm	0.052
04.002	60 mm	210 mm	0.052
04.006	67 mm	218 mm	0.050
04.003	70 mm	230 mm	0.052
04.004	80 mm	230 mm	0.123

Hammer with forged polished steel flat head, conic shape on one side and "V" shape for riveting on the other.  
 Delivered with a wooden handle, ideal for lightweight precise watch making work.



MSA	Head length	Total length	Kg
04.008	70 mm	230 mm	0.070

Hammer with forged polished steel flat head, conic shape on one side and "V" shape for riveting on the other.  
 Delivered with a plastic handle, ideal for lightweight precise watch making work.




MSA	Head length	Total length	Kg
04.010	52 mm	235 mm	0.123

Hammer with cylindrical head made of polished brass Ø 16 mm, flat shape on one side and dome shape on the other.  
 Delivered with a wooden handle.



MSA	Head length	Total length	Kg
04.011	52 mm	235 mm	0.110

Hammer with cylindrical head made of polished brass Ø 16 mm, flat shape on one side and dome shape on the other.  
 Delivered with a plastic handle.



MSA	Head length	Total length	Kg
04.012	65 mm	230 mm	0.090

Hammer with cylindrical head made of brass Ø 16 mm and 2 inserts in white Delrin (flat/conical).  
 Delivered with a synthetic beige handle.

Spare parts :

MSA	Item	Kg
04.012-A	Flat insert in white Delrin®	0.004
04.012-B	Conical insert in white Delrin®	0.004



MSA	Head length	Total length	Kg
04.020	75 mm	230 mm	0.106

Watchmakers hammer for riveting with steel head, flat and round shape (Ø 10 mm) on one side and "V" shape (width 2 mm) on the other.  
 Delivered with a wooden handle.

Mallets for watchmaker.



MSA	Head size	Total length	Kg
<b>04.200</b>	Ø 30 x 70 mm	220 mm	0.085

Robust beech wood mallet, ideal for flattening metals without scraping.



MSA	Head size	Total length	Kg
<b>04.210</b>	Ø 30 x Ø 10 x 73 mm	225 mm	0.073

Robust beech wood mallet with conic shape head, ideal for flattening metals without scraping.

Hammer handles.



MSA	Length	Kg
<b>04.102</b>	<b>240 mm</b>	0.060
<b>04.103</b>	<b>260 mm</b>	0.060

Wooden handle for chase hammers, with straight oval shape.



MSA	Head	Length	Kg
<b>04.104</b>	<b>11 x 11 mm</b>	235 mm	0.035
<b>04.105</b>	<b>11 x 13 mm</b>	245 mm	0.038
<b>04.106</b>	<b>11 x 14 mm</b>	255 mm	0.042

Wooden handle for watchmakers' hammer.



MSA	Size	Hardness	Kg
<b>04.061</b>	110 x 68 x 75 mm	55 HRC*	0.670

Anvil with 2 horns, made of hardened and galvanized steel on cast iron base. For forging, riveting or stamping.

\* HRC : Hardness Rockwell Scale "C"



MSA	Size	Hardness	Kg
<b>04.062</b>	105 x 30 x 42 mm	55 HRC*	0.550

Bench-anvil with 2 horns, made of forged and hardened steel. For forging, riveting or stamping.

\* HRC : Hardness Rockwell Scale "C"



MSA	Size	Hardness	Kg
<b>04.063</b>	60 x 60 x 20 mm	60 HRC*	0.570
<b>04.064</b>	80 x 80 x 20 mm	60 HRC*	1.000
<b>04.065</b>	100 x 100 x 20 mm	60 HRC*	1.570

Square-shaped anvil, made of hardened rectified steel. For forging, riveting or stamping.

\* HRC : Hardness Rockwell Scale "C"

FIXED



MSA	Depth	Kg
04.311-075	75 mm	0.140


Rigid steel fixed saw frame with plastic handle.

ADJUSTABLE



MSA	Depth	Kg
04.316-075	75 mm	0.175
04.316-100	100 mm	0.185


Rigid stainless steel adjustable saw frame with plastic handle.  
Steel tension screw to tighten the saw blades.



MSA	Depth	Kg
04.315-060	60 mm	0.150
04.315-070	70 mm	0.150
04.315-080	80 mm	0.153
04.315-100	100 mm	0.170
04.315-120	120 mm	0.180
04.315-150	150 mm	0.190
04.315-200	200 mm	0.210

Saw frame made of rigid and resistant steel, with black varnished wooden handle.

Delivered with 1 toothed plate and fixing screws to firmly hold the saw blades in place. Tension screw to tighten the saw blades.



MSA	Depth	Kg
04.310-060	60 mm	0.140
04.310-070	70 mm	0.145
04.310-080	80 mm	0.150
04.310-100	100 mm	0.155
04.310-120	120 mm	0.165

Saw frame made of rigid and resistant steel, with black varnished wooden handle.

Delivered with 1 toothed plate and fixing screws to firmly hold the saw blades in place.

**Spare parts for MSA04.310-x and MSA04.315-x :**

MSA	Item	Kg
04.310-A	(1) Saw blades screw	0.007
04.310-B	(2) Upper screw	0.005
04.310-C	(3) Fixing plate for saw blades	0.002
04.310-D	(4) Washer for saw blades	0.001

## SAW BLADES



MSA	No.	Length	Kg
04.402-2/0	2/0	130	0.018
04.402-0	0	130	0.020
04.402-1	1	130	0.022
04.402-2	2	130	0.028
04.402-3	3	130	0.032
04.402-4	4	130	0.036
04.402-5	5	130	0.042

MSA	No.	Length	Kg
04.402-6	6	130	0.047
04.402-7	7	130	0.056
04.402-8	8	130	0.062
04.402-9	9	130	0.074
04.402-10	10	130	0.083
04.402-11	11	130	0.090
04.402-12	12	130	0.100


Saw blade NIQUA-FIX® for wood.  
 Delivered in a bag with 1 gross (144 pieces).  
 Note : 2/0 (fine)...12 (coarse).



MSA	No.	Length	Kg
04.420-8/0	8/0	130	0.019
04.420-7/0	7/0	130	0.019
04.420-6/0	6/0	130	0.019
04.420-5/0	5/0	130	0.019
04.420-4/0	4/0	130	0.019
04.420-3/0	3/0	130	0.019
04.420-2/0	2/0	130	0.019
04.420-0	0	130	0.019

MSA	No.	Length	Kg
04.420-1	1	130	0.019
04.420-2	2	130	0.019
04.420-3	3	130	0.019
04.420-4	4	130	0.019
04.420-5	5	130	0.019
04.420-6	6	130	0.019
04.420-8	8	130	0.019

Saw blade SUPER PIKE® for metal.  
 Delivered in a bag with 1 gross (144 pieces).  
 Note : 8/0 (fine)...8 (coarse).



### ASSORTMENT

MSA	Kg
04.420-A	0.022

Assortment of saw blades SUPER PIKE® for metal.  
 Delivered in a plastic pouch with the numbers 6/0, 4/0, 3/0, 2/0, 1 and 3 (12 pieces per number).



MSA	Ø nominal	Pitch mm	Ø shank mm	Total length mm	Useful length mm	External Ø mm	Ø drilling steel mm	Ø drilling brass mm	Kg
04.524-030	S 0.30	0.080	1.00	22	2.0	0.32	0.24	0.24	0.001
04.524-035	S 0.35	0.090	1.00	22	2.0	0.37	0.28	0.28	0.001
04.524-040	S 0.40	0.100	1.00	22	2.5	0.42	0.33	0.32	0.001
04.524-050	S 0.50	0.125	1.00	22	3.0	0.52	0.43	0.40	0.001
04.524-060	S 0.60	0.150	1.00	22	3.5	0.63	0.51	0.49	0.001
04.524-070	S 0.70	0.175	1.50	25	4.5	0.73	0.59	0.57	0.001
04.524-080	S 0.80	0.200	1.50	25	5.0	0.83	0.67	0.65	0.001
04.524-090	S 0.90	0.225	1.50	25	5.5	0.93	0.75	0.73	0.001
04.524-100	S 1.00	0.250	1.50	25	6.0	1.04	0.83	0.81	0.001
04.524-110	S 1.10	0.250	1.50	25	7.0	1.14	0.93	0.91	0.001
04.524-120	S 1.20	0.250	1.50	25	7.0	1.24	1.03	1.01	0.002
04.524-130	S 1.30	0.300	1.50	25	8.0	1.34	1.09	1.07	0.002
04.524-140	S 1.40	0.300	2.00	30	8.5	1.44	1.19	1.17	0.002
04.524-150	S 1.50	0.300	2.00	30	10	1.54	1.29	1.27	0.002
04.524-160	M 1.60	0.350	2.00	30	10	1.64	1.32	1.30	0.002
04.524-170	M 1.70	0.350	2.00	30	10	1.74	1.42	1.40	0.002
04.524-180	M 1.80	0.350	2.00	30	10	1.84	1.52	1.50	0.002
04.524-200	M 2.00	0.400	3.00	35	13	2.07	1.68	1.65	0.002
04.524-220	M 2.20	0.450	3.00	35	13	2.27	1.84	1.80	0.002
04.524-230	M 2.30	0.400	3.00	35	13	2.37	1.98	1.95	0.002
04.524-240	M 2.40	0.450	3.00	40	15	2.47	2.04	2.00	0.002
04.524-250	M 2.50	0.450	3.00	40	15	2.57	2.14	2.10	0.002
04.524-260	M 2.60	0.450	3.00	40	15	2.67	2.24	2.20	0.002
04.524-300	M 3.00	0.500	4.00	40	16	3.09	2.60	2.50	0.002
04.524-350	M 3.50	0.600	4.00	40	17	3.59	3.01	2.90	0.002
04.524-400	M 4.00	0.700	5.00	50	20	4.10	3.42	3.30	0.002
04.524-450	M 4.50	0.750	5.00	50	20	4.60	3.87	3.75	0.002
04.524-500	M 5.00	0.800	6.00	55	25	5.10	4.35	4.20	0.002
04.524-600	M 6.00	1.000	6.00	55	25	6.12	5.15	5.00	0.002

Machine tap HSS 50/3G NIHS for steel and brass material suitable for through and blind holes. Good break resistance. For lathe and tapping machines.



MSA	Ø nominal	Pitch mm	Ø	Kg
04.526-02	M2.5	0.25 mm	10 mm (L 70 mm)	0.040
04.526-04	M3.0	0.35 mm	10 mm (L 70 mm)	0.040

Tap HSS on support key.



## TAPS AND DRAW PLATES



MSA	Ø nominal	Pitch mm	Kg
04.525-01	M 2.50	0.20 mm	0.002
04.525-02	M 2.50	0.25 mm	0.002
04.525-03	M 2.80	0.20 mm	0.002
04.525-04	M 3.00	0.35 mm	0.002

Tap HSS for through holes. Good break resistance.



MSA	Number	Ø nominal	Kg
04.550-S0.60	40/3G	S 0.60	0.002
04.550-S0.70	40/3G	S 0.70	0.002
04.550-S0.90	40/3G	S 0.90	0.002
04.550-S1.00	40/3G	S 1.00	0.002
04.550-S1.10	40/3G	S 1.10	0.002
04.550-S1.50	40/3G	S 1.50	0.002

Machine tap HSS for brass.



MSA	Ø nominal	Kg
04.542-030	S 0.30	0.002
04.542-035	S 0.35	0.002
04.542-040	S 0.40	0.002
04.542-050	S 0.50	0.002
04.542-060	S 0.60	0.002
04.542-070	S 0.70	0.002
04.542-080	S 0.80	0.002
04.542-090	S 0.90	0.002
04.542-100	S 1.00	0.002
04.542-110	S 1.10	0.002
04.542-120	S 1.20	0.002

Tap for blind holes.



MSA	External Ø x thickness mm	Ø nominal	Pitch mm	Kg
04.541-M1.20	16 x 5	M 1.20	0.25	0.006

ASCO drawplate HSS.