

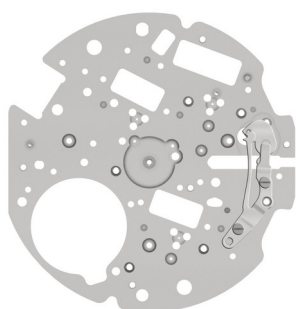
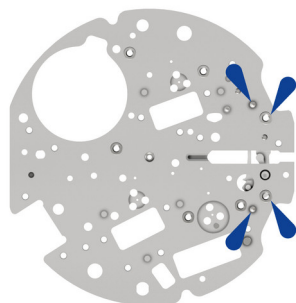


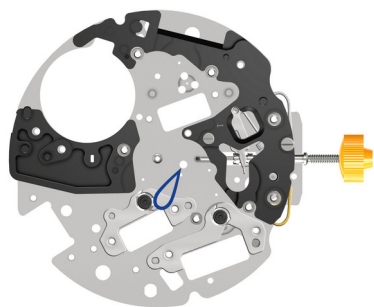
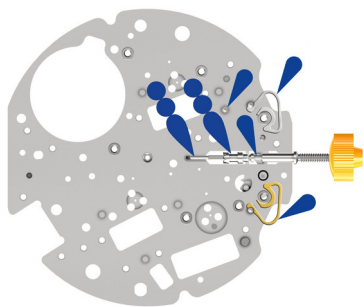
- |   |   |          |              |
|---|---|----------|--------------|
| 1 |  | 2000.708 | Platine      |
| 2 |  | 8200     | Moebius 8200 |


















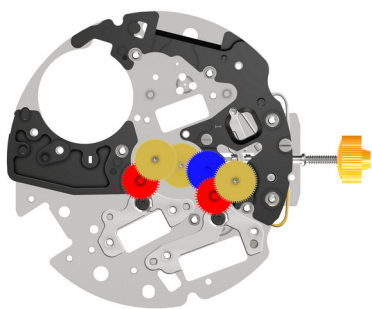
- |   |   |             |   |
|---|---|-------------|---|
| 3 |    | 3017.064.CO | Tirette   |
| 4 |    | 3905.083    | Sautoir de tirette (3 positions)<br>Mise en tension du ressort. |
| 5 |    | 4000.342    | Vis   |
| 6 |  | 4000.342    | Vis   |















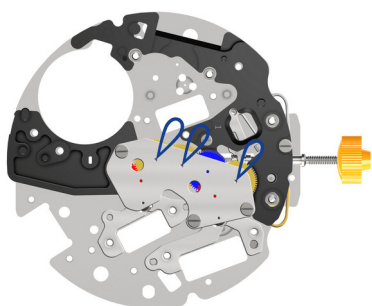
- |   |   |      |              |
|---|---|------|--------------|
| 7 |  | 8200 | Moebius 8200 |
|---|---|------|--------------|











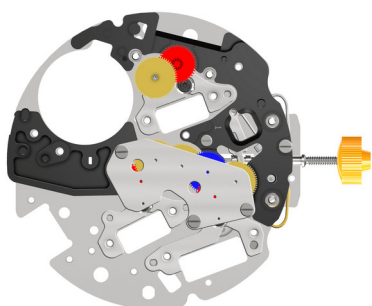
8		3406.043	Sautoir de poussoir A Fixer le sautoir de poussoir jaune entre les deux piliers.
9		3406.042	Sautoir de poussoir B Fixer le sautoir de poussoir gris entre les deux piliers.
10		3000.208.CO	Tige de mise à l'heure
11		3001.072.FI	Pignon coulant
12		8200/9020	Moebius 8200 / Moebius 9020 4x Moebius 8200 / 2x Moebius 9020
13		3016.034	Levier stop
14		3603.098	Support de module électronique
15		4000.248	Vis
16		4000.343	Vis
17		3603.099	Support de pile
18		3622.070	Stator
19		3622.071	Stator
20		3715.132.RK	Rotor
21		3715.132.RK	Rotor
22		9014	Moebius 9014










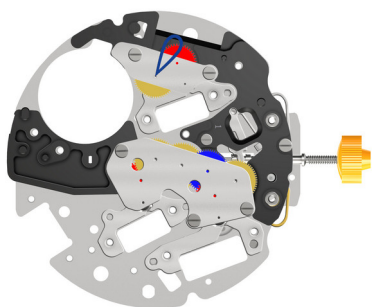
23			3122.073.CO	Roue moyenne
24			3147.089	Roue intermédiaire
25			3136.215.CO	Roue de chronographe Aig.
26			3136.214	Roue de seconde
27			3147.089	Roue intermédiaire
28			3136.216.CO	Roue de petit seconde Aig.





29		2020.210.M01.Z60	Pont de rouage	
30			4000.248	Vis
31			4000.248	Vis
32			4000.248	Vis
33		9014	Moebius 9014	





34		3622.071	Stator	
35			3715.132.RK	Rotor
36			3147.089	Roue intermédiaire
37			3136.216.CO	Roue de petit seconde Aig.

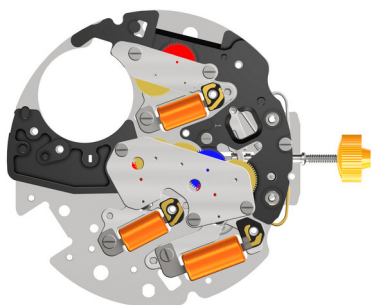



38  2020.211 Pont du rouage du compteur


39  4000.248 Vis


40  4000.248 Vis


41  9014 Moebius 9014





42  3621.078.RK Bobine  
Attention: Prendre la bobine uniquement par le noyau de bobine gris.

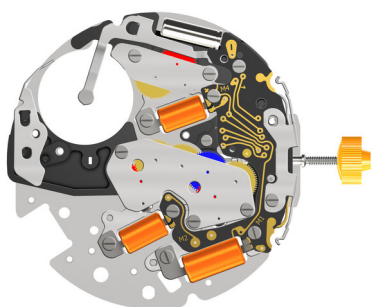
43  3621.054.RK Bobine (cpt 9h & chrono)  
Attention: Prendre la bobine uniquement par le noyau de bobine gris.


44  3621.054.RK Bobine (cpt 9h & chrono)  
Attention: Prendre la bobine uniquement par le noyau de bobine gris.


45  4000.248 Vis


46  4000.248 Vis


47  4000.248 Vis
















48  3601.153 Bride -

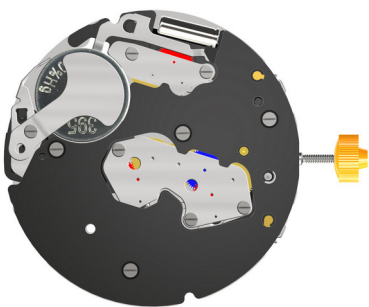
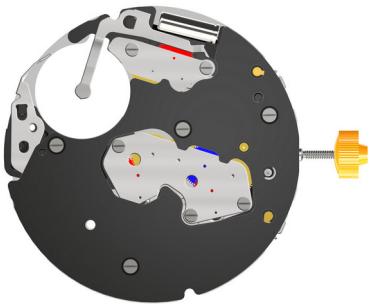
49  3612.246 Module électronique


50  4000.341 Vis

51  4000.341 Vis

52  4000.341 Vis

53		4000.341	Vis
54		3601.151	Ressort-contact pour poussoirs
55		4000.248	Vis
56		3601.154	Bride latérale
57		2130.230	Couvre-module électronique
58		4000.248	Vis
59		4000.341	Vis
60		4000.341	Vis
61		4000.341	Vis
62		3600.010.HGF	Pile
63		3601.152	Bride +
64		4000.341	Vis






65



8200

Moebius 8200



66



3015.095

Bascule (3 positions)

67



3015.096.CO

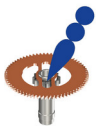
 Bascule de renvoi (3 positions)  
 Mise en tension du ressort.

68



9014

Moebius 9014






69





9020

Moebius 9020






70   3305.370.CO Chaussée avec entraîneur Aig.

71  J124/9020 Jismaa 124 / Moebius 9020  
1x Jismaa 124 / 1x Moebius 9020



72   3007.092.CO Roue de minuterie


73   3301.332.TA Roue des heures Aig.


74  3315.003 Clinquant


75  3004.246 Roue entraîneuse de l'indicateur de quantième

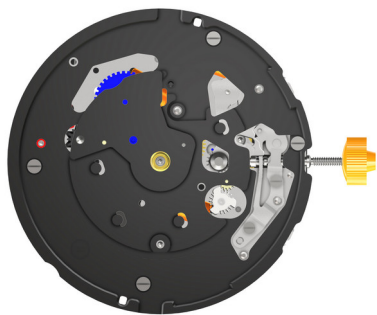
76   3147.091 Roue intermédiaire de quantième

77   3004.247 Roue entraîneuse des jours


78   3401.087.CO Roue des jours



79  3500.082 Sautoir des jours  
Mise en tension du ressort.


80   3004.245 Renvoi de quantième




81  2130.231 Couvre mécanisme

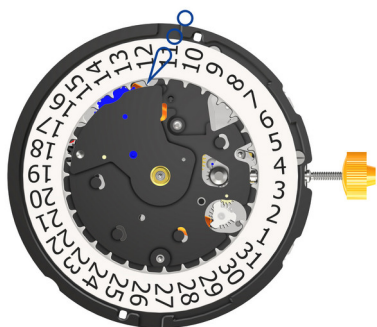
82   4000.248 Vis


83   4000.248 Vis

84   4000.248 Vis

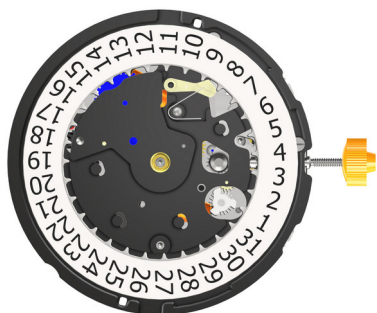
85   4000.248 Vis


86  3507.067 Correcteur de quantième




87  3504.243.AB.1.A Indicateur de quantième

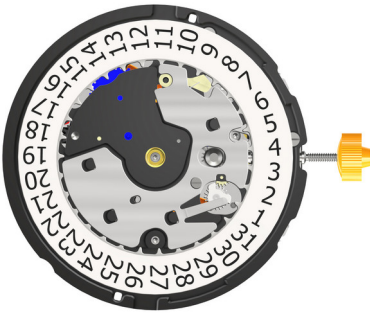
88  I-4 Moebius I-4






89  3500.081 Sautoir de quantième

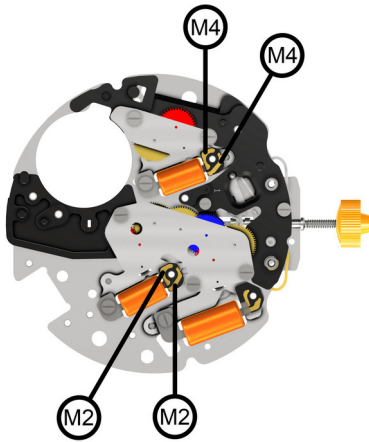
90  3905.084 Ressort du sautoir de quantième  
Lubrifier et insérer le ressort.



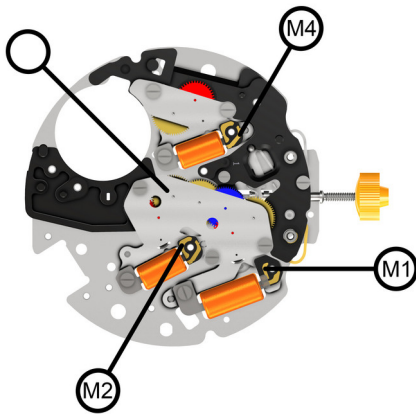


91		2130.229	Plaque de maintien du mécanisme de quantième
92	 	4000.343	Vis

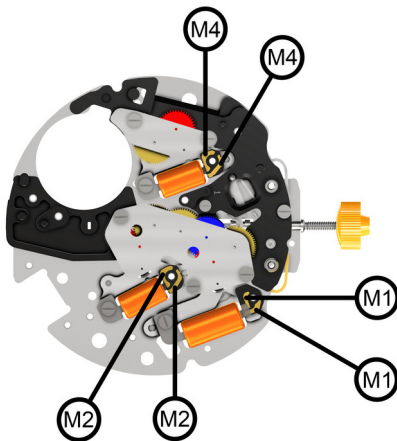
## Measurement



Générateur d'impulsion (4.9 ms, 8 Hz).  
< 1.20 V



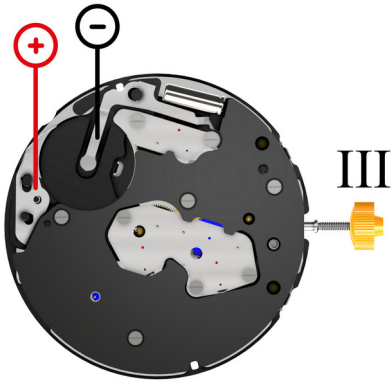
Isolation de la bobine M2 / M4  
infinite



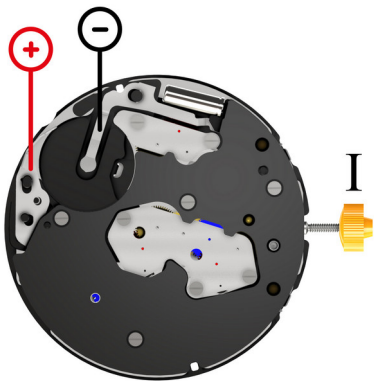
Résistance de la bobine M1  
(min./max.) 1500 - 1700 Ohm (3621.078.RK)

Résistance de la bobine M2  
(min./max.) 1680 - 1880 Ohm (3621.054.RK)

Résistance de la bobine M4  
(min./max.) 1680 - 1880 Ohm (3621.054.RK)




Tige de mise à l'heure en position III, intervalle de mesure 60 s.  
(typ./max.) 0.10 / 0.30 $\mu$ A



Tige de mise à l'heure en position I, calendrier hors engrenage,  
intervalle de mesure 60s.  
(typ./max.) 1.42 / 3 $\mu$ A



Intervalle de mesure 60s.  
-10 .. +20s/mth

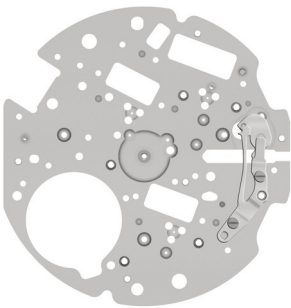
Limite inférieure de la tension de fonctionnement (mouvement)  
<1.20 V







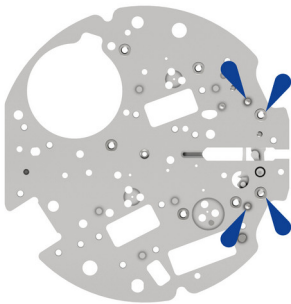
Tension de la pile  
typ 1.5V (3600.010.HGF - Batterie)



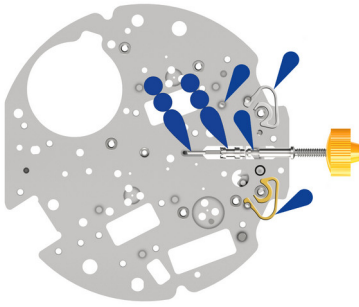
- |   |   |          |              |
|---|---|----------|--------------|
| 1 |  | 2000.708 | Main plate   |
| 2 |  | 8200     | Moebius 8200 |








- |   |   |             |  |
|---|---|-------------|--|
| 3 |    | 3017.064.CO | Setting lever  |
| 4 |    | 3905.083    | Setting lever jumper (3 positions)<br>Tensioning the spring arm. |
| 5 |   | 4000.342    | Screw  |
| 6 |  | 4000.342    | Screw  |













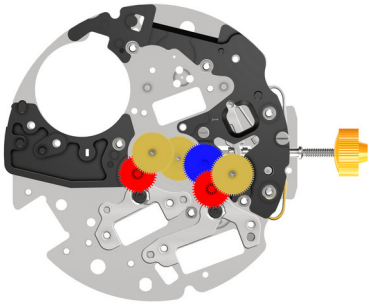
- |   |   |      |              |
|---|---|------|--------------|
| 7 |  | 8200 | Moebius 8200 |
|---|---|------|--------------|















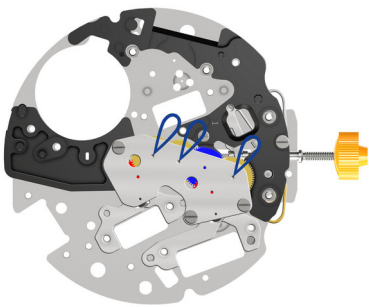
- |    |   |             |   |
|----|---|-------------|---|
| 8  |  | 3406.043    | Pusher jumper A<br>Put the yellow jumper between the two pillars. |
| 9  |  | 3406.042    | Pusher jumper B<br>Put the grey jumper between the two pillars.   |
| 10 |  | 3000.208.CO | Setting stem  |
| 11 |  | 3001.072.FI | Sliding pinion  |
| 12 |  | 8200/9020   | Moebius 8200 / Moebius 9020<br>4x Moebius 8200 / 2x Moebius 9020  |











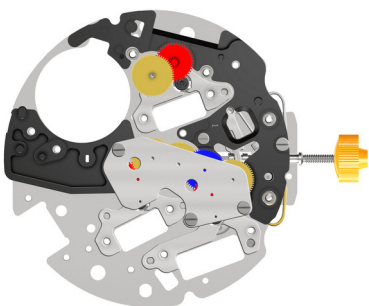
- |    |   |             |                           |
|----|---|-------------|---------------------------|
| 13 |    | 3016.034    | Stop lever                |
| 14 |   | 3603.098    | Electronic module support |
| 15 |  | 4000.248    | Screw                     |
| 16 |  | 4000.343    | Screw                     |
| 17 |  | 3603.099    | Battery support           |
| 18 |  | 3622.070    | Stator                    |
| 19 |  | 3622.071    | Stator                    |
| 20 |  | 3715.132.RK | Rotor                     |
| 21 |  | 3715.132.RK | Rotor                     |
| 22 |  | 9014        | Moebius 9014              |










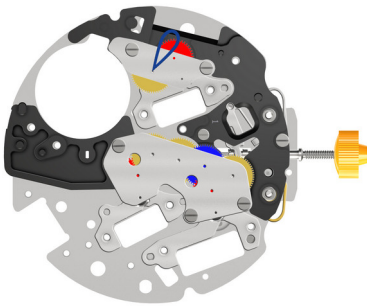
23			3122.073.CO	Third wheel
24			3147.089	Intermediate wheel
25			3136.215.CO	Chronograph wheel Aig.
26			3136.214	Second wheel
27			3147.089	Intermediate wheel
28			3136.216.CO	Small second wheel Aig.




29		2020.210.M01.Z60	Train wheel bridge	
30			4000.248	Screw
31			4000.248	Screw
32			4000.248	Screw
33		9014	Moebius 9014	




34		3622.071	Stator	
35			3715.132.RK	Rotor
36			3147.089	Intermediate wheel
37			3136.216.CO	Small second wheel Aig.

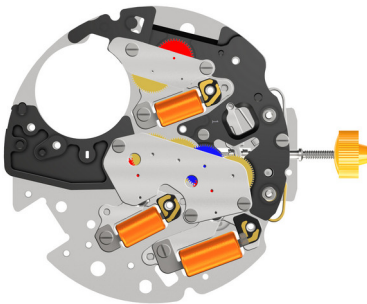



38  2020.211 Counter train wheel bridge


39  4000.248 Screw


40  4000.248 Screw

41  9014 Moebius 9014




42  3621.078.RK Coil  
Attention: Please hold the coil only on the grey coil core.

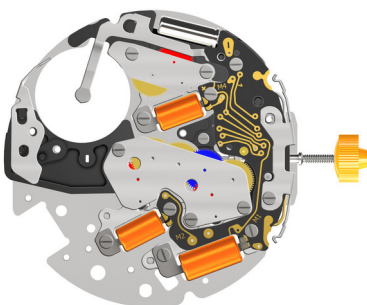
43  3621.054.RK Coil (cpt 9h & chrono)  
Attention: Please hold the coil only on the grey coil core.


44  3621.054.RK Coil (cpt 9h & chrono)  
Attention: Please hold the coil only on the grey coil core.


45  4000.248 Screw


46  4000.248 Screw


47  4000.248 Screw
















48  3601.153 Bridle -

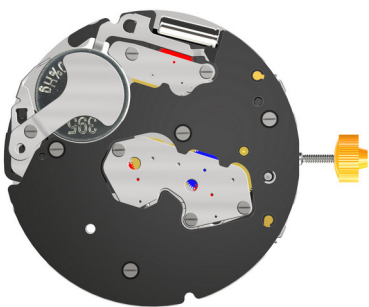
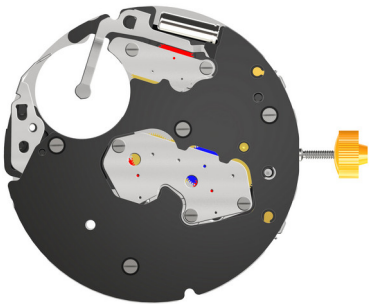
49  3612.246 Electronic module

50  4000.341 Screw


51  4000.341 Screw

52  4000.341 Screw

53		4000.341	Screw
54		3601.151	Contact spring for pusher
55		4000.248	Screw
56		3601.154	Lateral bridle
57		2130.230	Electronic module cover
58		4000.248	Screw
59		4000.341	Screw
60		4000.341	Screw
61		4000.341	Screw
62		3600.010.HGF	Battery
63		3601.152	Bridle +
64		4000.341	Screw





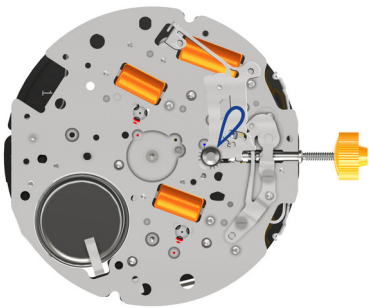


65



8200

Moebius 8200



66



3015.095

Yoke (3 positions)

67



3015.096.CO

Setting lever yoke (3 positions)

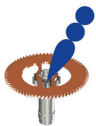
Tensioning the spring arm.

68



9014

Moebius 9014






69





9020



Moebius 9020






70   3305.370.CO Cannon pinion with driver Aig.

71  J124/9020 Jismaa 124 / Moebius 9020  
1x Jismaa 124 / 1x Moebius 9020



72   3007.092.CO Minute wheel



73   3301.332.TA Hour wheel Aig.


74  3315.003 Friction spring



75  3004.246 Date indicator driving wheel

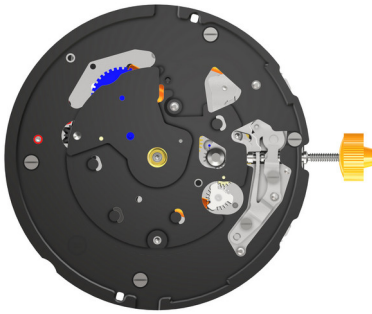
76   3147.091 Intermediate date wheel

77   3004.247 Days driving wheel



78   3401.087.CO Day wheel



79  3500.082 Day jumper  
Tensioning the spring arm.



80   3004.245 Date setting wheel






81  2130.231 Setting mechanism cover

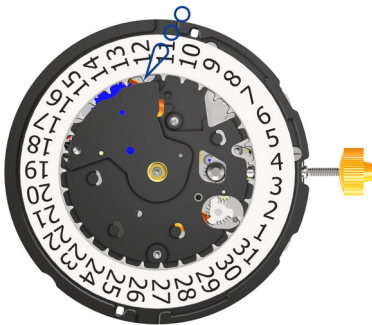
82   4000.248 Screw


83   4000.248 Screw

84   4000.248 Screw

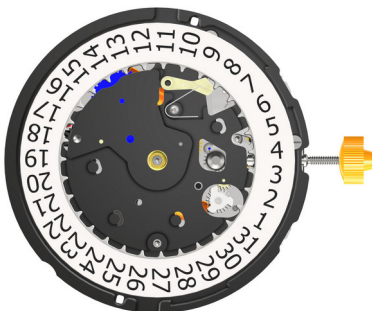
85   4000.248 Screw


86  3507.067 Date corrector




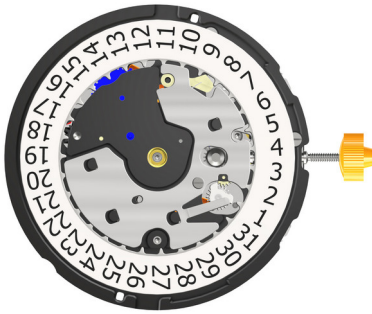
87  3504.243.AB.1.A Date indicator



88  I-4 Moebius I-4



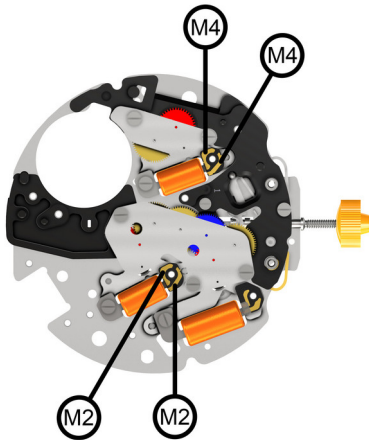
89  3500.081 Date jumper

90  3905.084 Date jumper spring  
Lube and insert the spring.

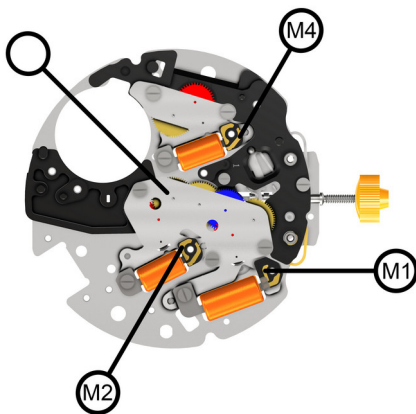


91		2130.229	Date mechanism maintaining plate
92		4000.343	Screw

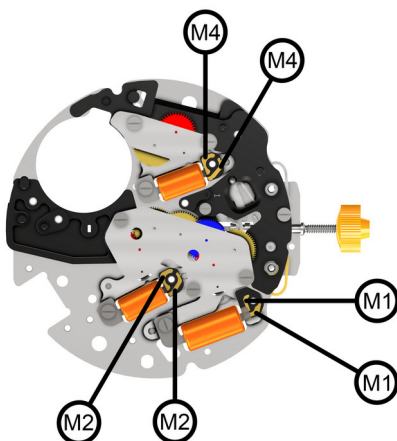
## Measurement



Signal generator (4.9ms, 8Hz)  
< 1.20 V



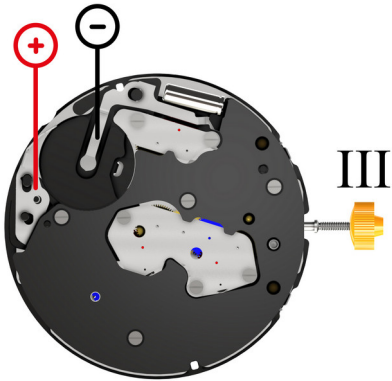
Coil insulation M2 / M4  
infinite



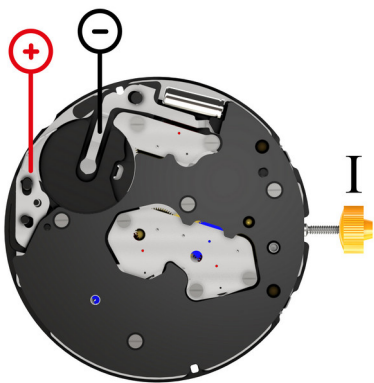
Coil condition movement  
(min./max.) 1500 - 1700 Ohm (3621.078.RK)

Coil condition M2  
(min./max.) 1680 - 1880 Ohm (3621.054.RK)

Coil condition M4  
(min./max.) 1680 - 1880 Ohm (3621.054.RK)



Setting stem in position III, 60 s measuring interval.  
(typ./max.) 0.10 / 0.30 $\mu$ A



Setting stem in position I, calendar not in gear, 60s measuring interval.


(typ./max.) 1.42 / 3 $\mu$ A

60s measuring interval.

-10 .. +20s/mth

Lower working voltage limit



<1.20 V

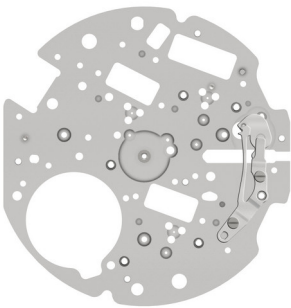






Battery tension

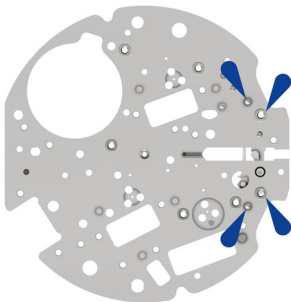
typ 1.5V (3600.010.HGF - Batterie)



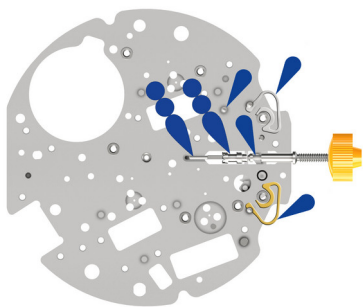
- |   |   |          |              |
|---|---|----------|--------------|
| 1 |  | 2000.708 | Werkplatte   |
| 2 |  | 8200     | Moebius 8200 |






- |   |   |             |  |
|---|---|-------------|--|
| 3 |    | 3017.064.CO | Winkelhebel  |
| 4 |    | 3905.083    | Winkelhebelraste (3 Positionen)<br>Den Federarm spannen. |
| 5 |   | 4000.342    | Schraube   |
| 6 |  | 4000.342    | Schraube   |





- |   |   |      |              |
|---|---|------|--------------|
| 7 |  | 8200 | Moebius 8200 |
|---|---|------|--------------|




- |   |   |          |  |
|---|---|----------|--|
| 8 |  | 3406.043 | <b>Drückerraste A</b><br>Gelbe Drückerraste zwischen den beiden Säulen platzieren. |
| 9 |  | 3406.042 | <b>Drückerraste B</b><br>Graue Drückerraste zwischen den beiden Säulen platzieren. |

- |    |   |             |                   |
|----|---|-------------|-------------------|
| 10 |  | 3000.208.CO | <b>Stellwelle</b> |
|----|---|-------------|-------------------|


- |    |   |             |                     |
|----|---|-------------|---------------------|
| 11 |  | 3001.072.FI | <b>Schiebetrieb</b> |
|----|---|-------------|---------------------|


- |    |   |           |   |
|----|---|-----------|---|
| 12 |  | 8200/9020 | <b>Moebius 8200 / Moebius 9020</b><br>4x Moebius 8200 / 2x Moebius 9020 |
|----|---|-----------|---|





- |    |   |          |                  |
|----|---|----------|------------------|
| 13 |  | 3016.034 | <b>Stophebel</b> |
|----|---|----------|------------------|


- |    |  |          |                                   |
|----|--|----------|-----------------------------------|
| 14 |  | 3603.098 | <b>Träger für Elektronikmodul</b> |
|----|--|----------|-----------------------------------|


- |    |   |          |                 |
|----|---|----------|-----------------|
| 15 |  | 4000.248 | <b>Schraube</b> |
|----|---|----------|-----------------|


- |    |   |          |                 |
|----|---|----------|-----------------|
| 16 |  | 4000.343 | <b>Schraube</b> |
|----|---|----------|-----------------|

- |    |   |          |                            |
|----|---|----------|----------------------------|
| 17 |  | 3603.099 | <b>Träger für Batterie</b> |
|----|---|----------|----------------------------|

- |    |   |          |               |
|----|---|----------|---------------|
| 18 |  | 3622.070 | <b>Stator</b> |
|----|---|----------|---------------|

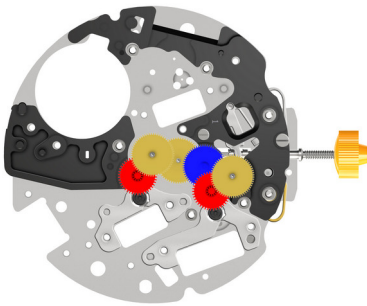
- |    |   |          |               |
|----|---|----------|---------------|
| 19 |  | 3622.071 | <b>Stator</b> |
|----|---|----------|---------------|











- |    |   |             |              |
|----|---|-------------|--------------|
| 20 |  | 3715.132.RK | <b>Rotor</b> |
|----|---|-------------|--------------|

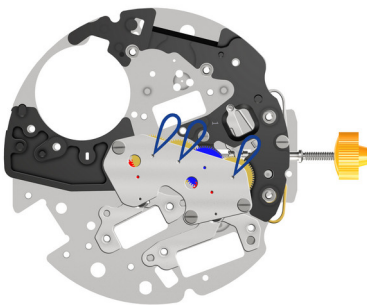
- |    |   |             |              |
|----|---|-------------|--------------|
| 21 |  | 3715.132.RK | <b>Rotor</b> |
|----|---|-------------|--------------|









- |    |   |      |                     |
|----|---|------|---------------------|
| 22 |  | 9014 | <b>Moebius 9014</b> |
|----|---|------|---------------------|

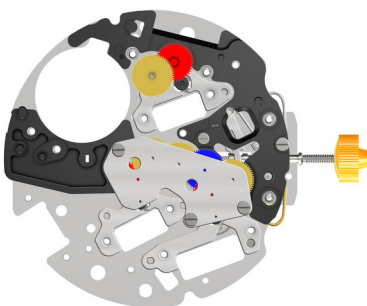











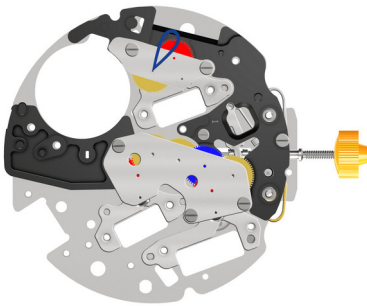
23			3122.073.CO	Kleinbodenrad
24			3147.089	Zwischenrad
25			3136.215.CO	Chrono-Zentrumrad Aig.
26			3136.214	Sekundenrad
27			3147.089	Zwischenrad
28			3136.216.CO	Kleines Sekundenrad Aig.




29			2020.210.M01.Z60	Räderwerkbrücke
30			4000.248	Schraube
31			4000.248	Schraube
32			4000.248	Schraube
33			9014	Moebius 9014





34			3622.071	Stator
35			3715.132.RK	Rotor
36			3147.089	Zwischenrad
37			3136.216.CO	Kleines Sekundenrad Aig.

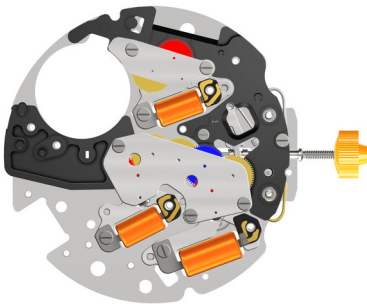



38  2020.211 Brücke für Zählerräderwerk

39  4000.248 Schraube

40  4000.248 Schraube


41  9014 Moebius 9014





42  3621.078.RK Spule  
Achtung: Spule nur am grauen Spulenkern halten.

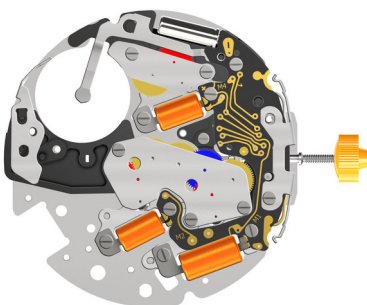
43  3621.054.RK Spule (Zähler 9h & Chrono)  
Achtung: Spule nur am grauen Spulenkern halten.


44  3621.054.RK Spule (Zähler 9h & Chrono)  
Achtung: Spule nur am grauen Spulenkern halten.


45  4000.248 Schraube


46  4000.248 Schraube


47  4000.248 Schraube
















48  3601.153 Bügel -

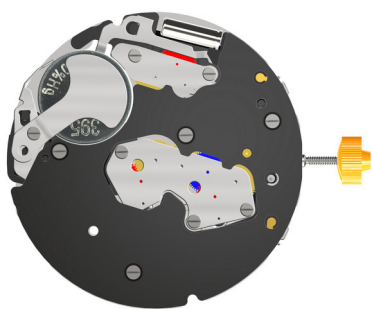
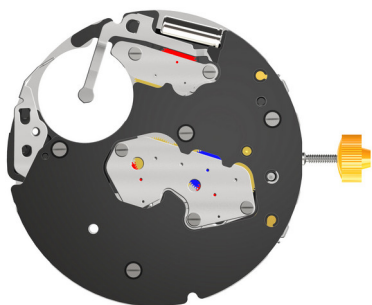
49  3612.246 Elektronikmodul


50  4000.341 Schraube

51  4000.341 Schraube

52  4000.341 Schraube

53		4000.341	Schraube
54		3601.151	Kontaktfeder für Drücker
55		4000.248	Schraube
56		3601.154	Seitlicher Bügel
57		2130.230	Deckplatte für Elektronikmodul
58		4000.248	Schraube
59		4000.341	Schraube
60		4000.341	Schraube
61		4000.341	Schraube
62		3600.010.HGF	Batterie
63		3601.152	Bügel +
64		4000.341	Schraube






65



8200

Moebius 8200



66



3015.095

Wippe (3 Positionen)

67



3015.096.CO

Winkelhebelraste (3 Positionen)

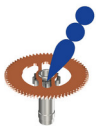
Den Federarm spannen.

68



9014

Moebius 9014




69





9020



Moebius 9020






70   3305.370.CO Minutenrohr mit Mitnehmer Aig.

71  J124/9020 Jismaa 124 / Moebius 9020  
1x Jismaa 124 / 1x Moebius 9020






72   3007.092.CO Wechselrad



73   3301.332.TA Stundenrad Aig.


74  3315.003 Friktionsfeder



75  3004.246 Datumsanzeiger-Mitnehmerrad

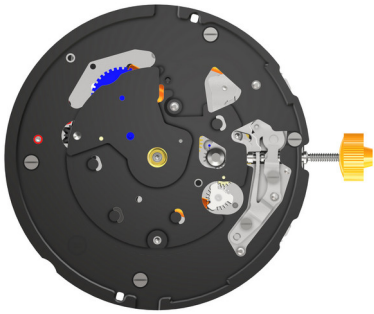
76   3147.091 Datum-Zwischenrad







77   3004.247 Tagesmitnehmerrad

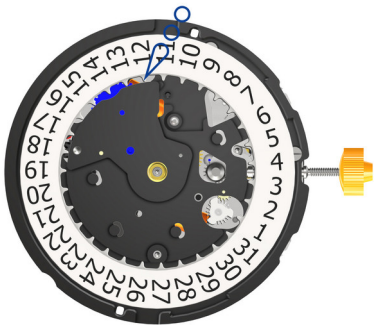
78   3401.087.CO Tagesrad



79  3500.082 Tagesraste  
Den Federarm spannen.

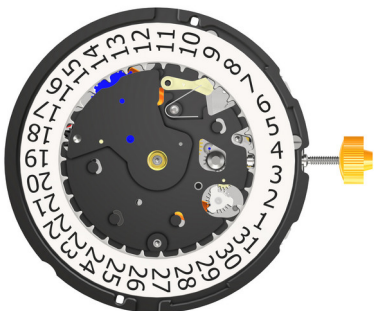
80   3004.245 Datumverbindungsrad





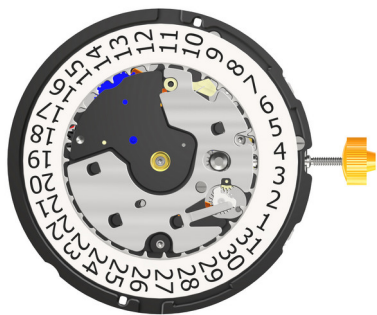
81		2130.231	Deckplatte für Stelleinrichtung
82		4000.248	Schraube
83		4000.248	Schraube
84		4000.248	Schraube
85		4000.248	Schraube
86		3507.067	Datumkorrektor






87		3504.243.AB.1.A	Datumsanzeiger
88		I-4	Moebius I-4

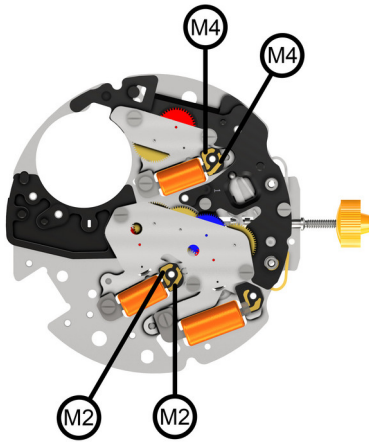


89		3500.081	Datmraste
90		3905.084	Feder für Datmraste Die Feder vorfetten und einfügen.

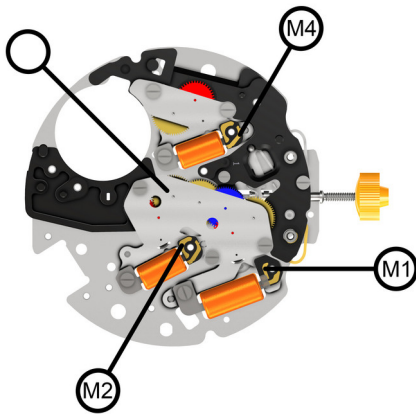


91		2130.229	Halteplatte für Datum-Mechanismus
92	 	4000.343	Schraube

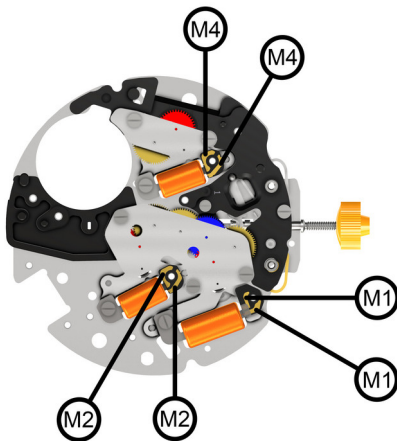
## Measurement



Pulsgenerator (4.9ms, 8Hz)  
 < 1.20 V



Spulenisolation M2 / M4  
 infinite

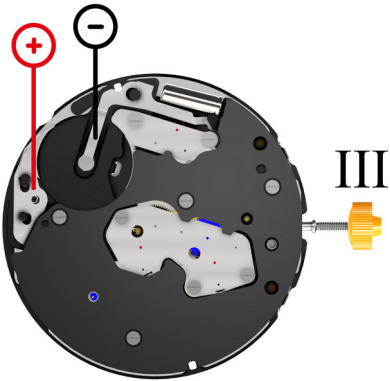


Spulenwiderstand Werk  
 (min./max.) 1500 - 1700 Ohm (3621.078.RK)

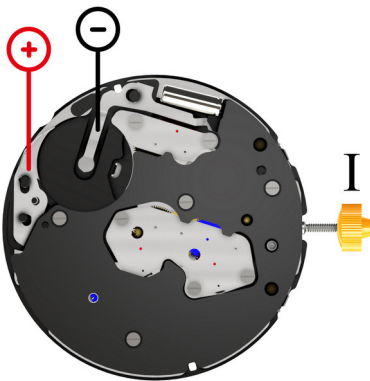
Spulenwiderstand M2  
 (min./max.) 1680 - 1880 Ohm (3621.054.RK)

Spulenwiderstand M4  
 (min./max.) 1680 - 1880 Ohm (3621.054.RK)






Stellwelle in Pos. III, 60s Messintervall.  
(typ./max.) 0.10 / 0.30 $\mu$ A



Stellwelle in Pos. I, Kalender nicht im Eingriff, 60s Messintervall.  
(typ./max.) 1.42 / 3 $\mu$ A

60s Messintervall.  
-10 .. +20s/mth

Untere Funktionsspannungsgrenze  
<1.20 V



Batteriespannung  
typ 1.5V (3600.010.HGF - Batterie)