



ETAMP.2650

Info : Automatic
Hour wheel : ??? - Stem : ETA0401.2640


ETAMP.	Size '''/mm	Height mm	Height total mm	Hand fitting	Jewels	Day / Date position	Battery	Hands fitting Ø
2650	7 3/4 17.50	4.80	6.05	1	17	- / -	-	120-70



ETAMP.2671

Info : Automatic
Hour wheel : ETA066498 - Stem : ETA065943

ETAMP.	Size '''/mm	Height mm	Height total mm	Hand fitting	Jewels	Day / Date position	Battery	Hands fitting Ø
2671	7 3/4 17.20	4.80	6.29	1	25	- / D3	-	120-70 20



ETAMP.2824-2

Info : Automatic
Hour wheel : ETA066515 - Stem : ETA146279

ETAMP.	Size '''/mm	Height mm	Height total mm	Hand fitting	Jewels	Day / Date position	Battery	Hands fitting Ø
2824-2	11 1/2 26.20	4.60	6.56	2	25	- / D3	-	150-90 25



ETAMP.2836-2

Info : Automatic
Hour wheel : ETA106124 - Stem : ETA146279


ETAMP.	Size '''/mm	Height mm	Height total mm	Hand fitting	Jewels	Day / Date position	Battery	Hands fitting Ø
2836-2	11 1/2 26.20	5.05	7.05	4	25	D3 / D3	-	150-90 25



ETAMP.2892-A2

Info : Automatic
Hour wheel : ETA283288 - Stem : ETA192273


ETAMP.	Size '''/mm	Height mm	Height total mm	Hand fitting	Jewels	Day / Date position	Battery	Hands fitting Ø
2892-A2	11 1/2 26.20	3.60	8.31	1	21	- / D3	-	150-90 25



ETAMP.2894-2 (Chrono)

Info : Automatic, Small Sec at 3, 12 Hrs at 6, 30 Min at 9
Hour wheel : ETA200342 - Stem : ETA192273


ETAMP.	Size '''/mm	Height mm	Height total mm	Hand fitting	Jewels	Day / Date position	Battery	Hands fitting Ø
2894-2	12 1/2 28.00	6.10	N/A	1	37	- / D4:30 inclined	-	150-90 25-20-20-20



ETAMP.2895-1

Info : Automatic, Small Sec at 6
Hour wheel : ETA283307 - Stem : ETA192276


ETAMP.	Size '''/mm	Height mm	Height total mm	Hand fitting	Jewels	Day / Date position	Battery	Hands fitting Ø
2895-1	11 1/2 26.20	4.35	5.80	4	30	- / D3	-	150-90 25



ETAMP.6497-1

Info : Lépine, Small Sec at 6, Mechanical, 18'000 A/h
Hour wheel : ETA134015 - Stem : ETA134358


ETAMP.	Size '''/mm	Height mm	Height total mm	Hand fitting	Jewels	Day / Date position	Battery	Hands fitting Ø
6497-1	16 1/2 36.60	4.50	6.04	1	17	- / -	-	200-115 27
6497-1S SKELETON	16 1/2 36.60	4.50	6.04	1	17	- / -	-	200-115 27



ETAMP.6498-1

Info : Savonette, Small Sec at 6, Manual, Mechanical, 18'000 A/h
Hour wheel : ETA134015 - Stem : ETA134359


ETAMP.	Size '''/mm	Height mm	Height total mm	Hand fitting	Jewels	Day / Date position	Battery	Hands fitting Ø
6498-1	16 1/2 36.60	4.50	6.04	1	17	- / -	-	200-115 27



ETAMP.7001

Info : Small Sec at 6
Hour wheel : ETA134015 - Stem : ETA134359

ETAMP.	Size '''/mm	Height mm	Height total mm	Hand fitting	Jewels	Day / Date position	Battery	Hands fitting Ø
7001	10 1/2 23.90	2.50	3.74	2	17	- / -	-	130-80 17



ETAMP.7750 (Chrono)

Info : Automatic, 12 Hrs at 6, Small Sec at 9, 30 Min at 12
 Hour wheel : ETA105395 - Stem : ETA400583


ETAMP.	Size "/mm	Height mm	Height total mm	Hand fitting	Jewels	Day / Date position	Battery	Hands fitting Ø
7750	13 1/4 30.00	7.90	10.78	1	25	D3 / D3	-	200-120 25-18-18-18



ETAMP.7751 (Chrono)

Info : 12 Hrs+Moon Phase at 6, Sec+24 Hrs at 9, Day+Month+30 Min at 12,
 Date by Centre Hand
 Hour wheel : ETA105506 - Stem : ETA400583

ETAMP.	Size "/mm	Height mm	Height total mm	Hand fitting	Jewels	Day / Date position	Battery	Hands fitting Ø
7751	13 1/4 30.00	7.90	N/A	1	25	- / -	-	250-200 120-25-18



ETAMP.7753 (Chrono)

Info : 30 Min at 3, 12 Hrs at 6, Small Sec at 9
 Hour wheel : ETA275013 - Stem : ETA400583

ETAMP.	Size "/mm	Height mm	Height total mm	Hand fitting	Jewels	Day / Date position	Battery	Hands fitting Ø
7753	13 1/4 30.00	7.90	N/A	1	17	- / D4 inclined	-	200-120 25-18-18-18