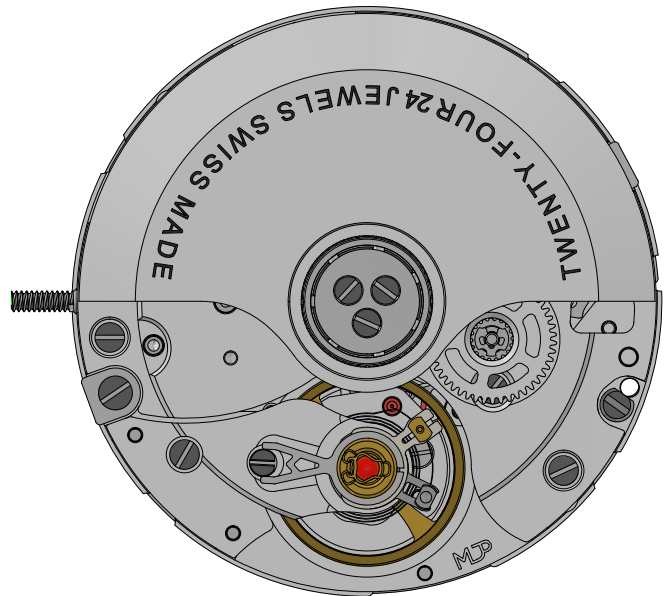
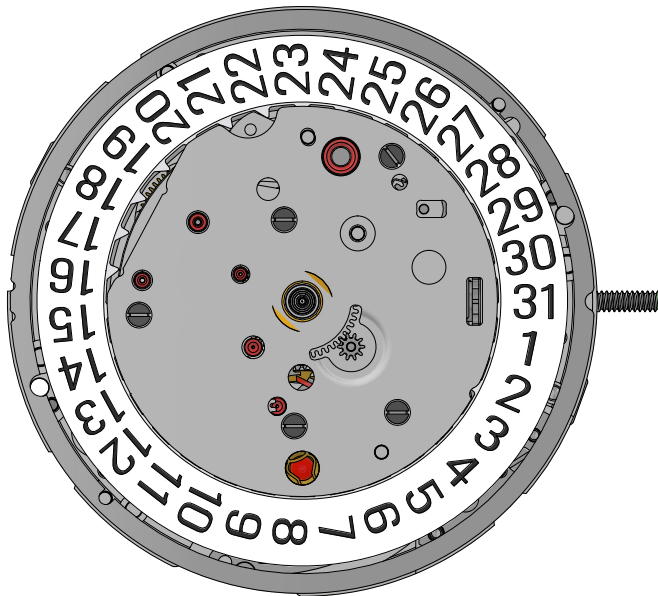


COMMUNICATION TECHNIQUE - G100



Hauteur
Height 4.45 mm

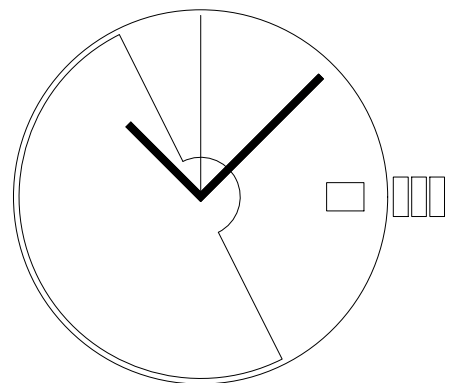
Diamètre d'encageage
Case fitting diameter Ø25.60 mm - 1 1/2"

Fréquence
Frequency 28'800 A/H (4 Hz)

Réserve de marche
Runing time 68 H maxi.

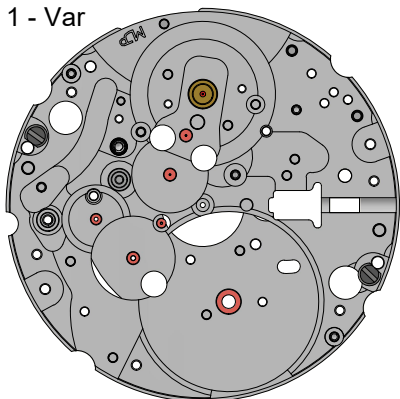
Nombre de rubis
Number of jewels 24

Angle de levée du balancier
Angle lift of balance 51°

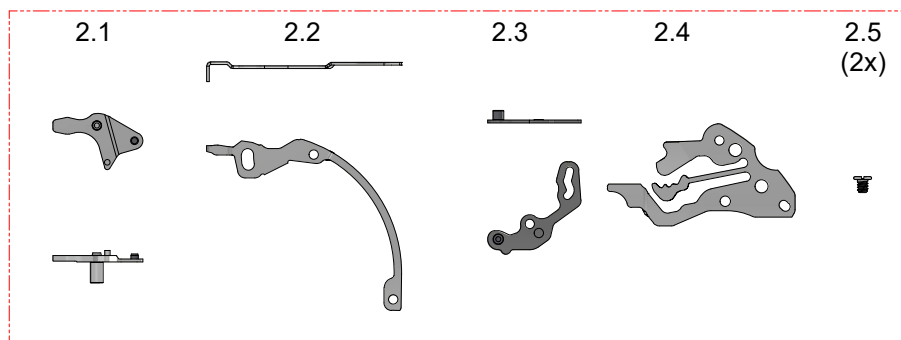


Les travaux de réparation et de révision ne doivent être effectués que par du personnel dûment formé.
The repair and reconditioning work must only be performed by properly trained personnel.

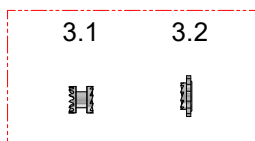
1 - Var



2 - kit



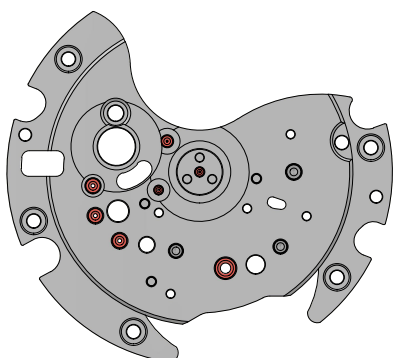
3 - kit



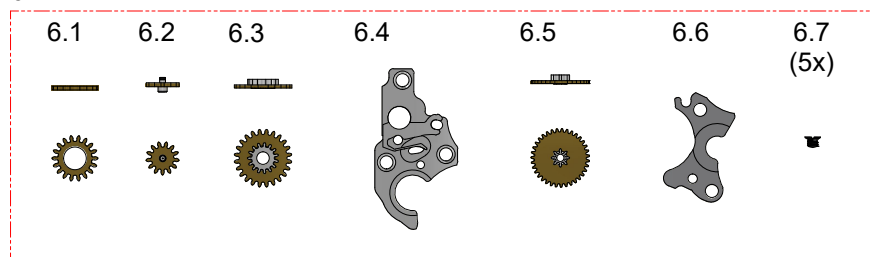
4



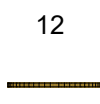
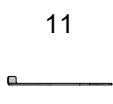
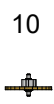
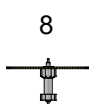
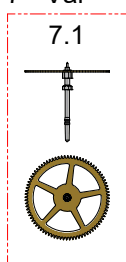
5 - Var



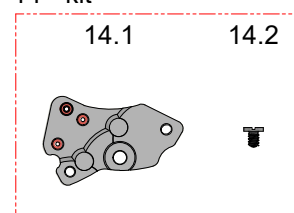
6 - kit



*7 - Var

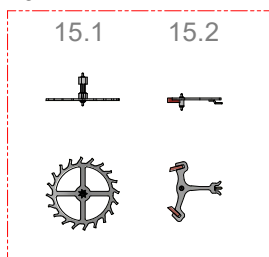


14 - kit

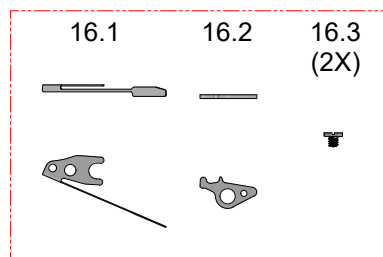


* Fin du kit sur page suivante

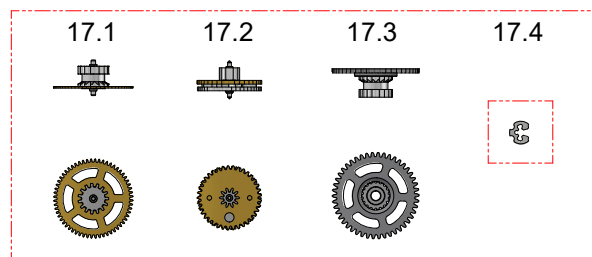
15 - kit sur demande



16 - kit



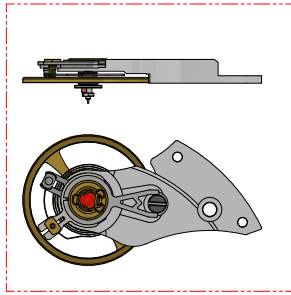
17 - kit



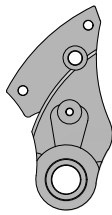
18 - kit - Var
(7x)



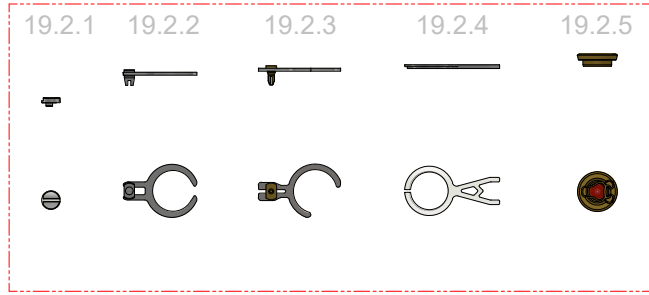
19 Var sur demande




19.1



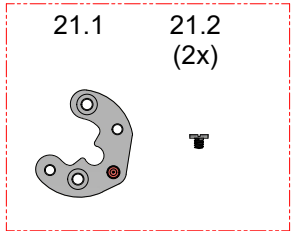
19.2 - kit



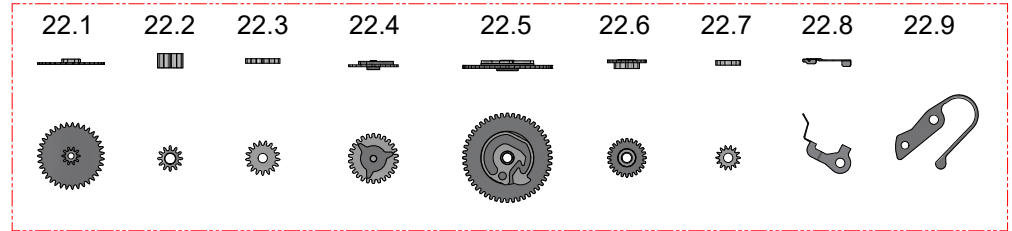
20



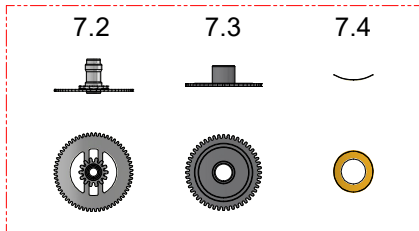
21 - kit



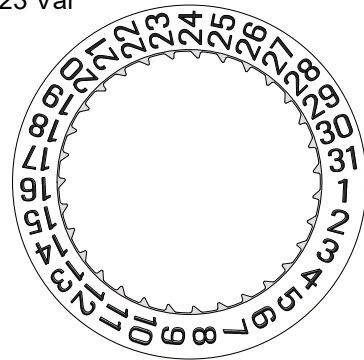
22 - kit



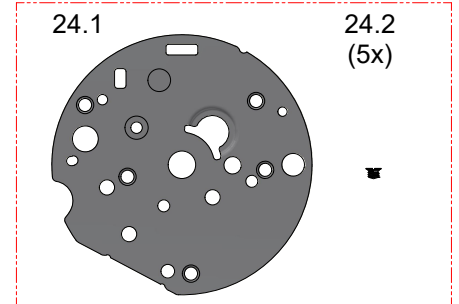
*7 - kit Var



23 Var

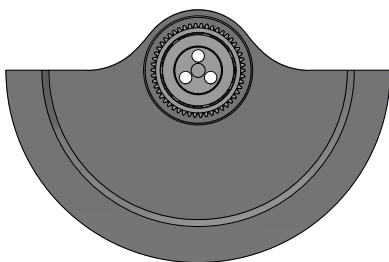


24 - kit

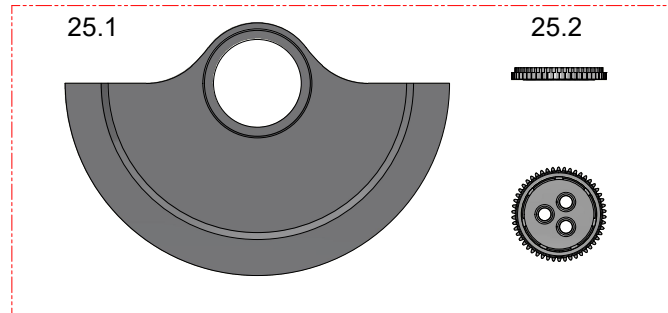


* Début du kit sur page précédente

25 Var



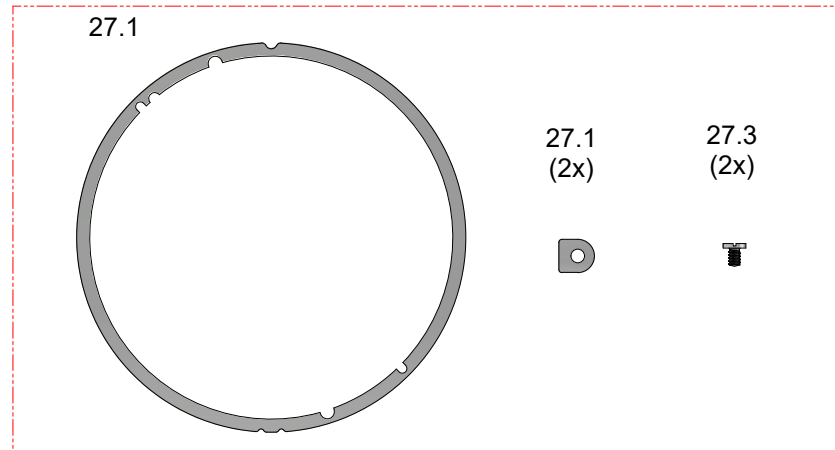
25-2 - kit



26 - kit Var
(3X)



27 - kit



Liste des fournitures

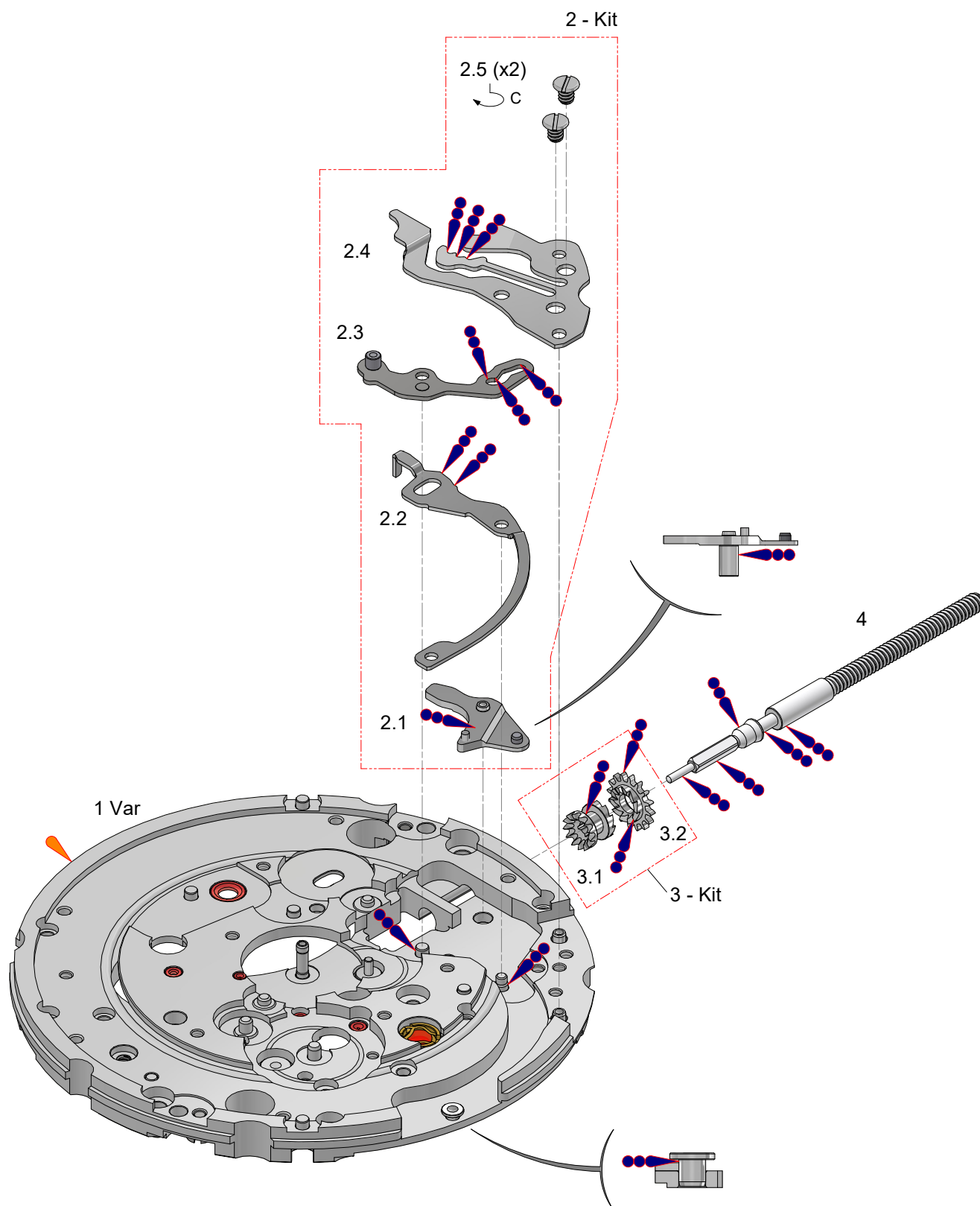
List of components

Réf.			Désignation	N° pièces	Designation
1			Platine, montée	G100.0100.1	Main plate, assembled
2			Kit Mise à l'heure		Hand-setting mechanism Kit
2.1			Tirette, montée	G100.0443.1	Setting lever, assembled
2.2			Bascule de pignon coulant	G100.0435	Yoke
2.3			Bascule de renvoi, montée	G100.0437.1	Corrector lever
2.4			Sautoir de tirette	G100.0445	Setting lever jumper
2.5		2x	Vis tête plate (vis sautoir de tirette)	G100.923.6300	Flat head screw (screw setting lever jumper)
3			Kit coulant		Sliding pinion Kit
3.1			Pignon coulant	G100.0407	Sliding pinion
3.2			Pignon de remontoir	G100.0410	Winding pinion
4			Tige de remontoir	G100.0401	Winding stem
5	Var		Pont de barillet, monté	G100.0106.1	Barrel bridge, assembled
6			Kit Remontage		Winding Kit
6.1			Roue de couronne	G100.0420	Crown wheel
6.2			Renvoi intermédiaire de couronne, monté	G100.0424.1	Intermedait crown wheel
6.3			Mobile intermédiaire de rochet	G100.0417.1	Intermedait ratchet wheel
6.4			Pont de remontoir, monté	G100.0152.1	Winding bridge
6.5			Mobile entraineur de rochet	G100.1482.1	Ratchet whell driving wheel
6.6			Pont d'automatique	G100.1142	Automatic bridge
6.7		5x	Vis tête conique	G100.930.7010	Countersunk head screw
7	Var		Kit Aiguillage		Set of hands Kit
7.1			Mobile de seconde	G100.0220.1	Second wheel
7.2			Chaussée, montée	G100.0240.1	Cannon pinion with driving wheel
7.3			Roue des heures	G100.0250	Hour wheel
7.4			Clinquant, bombé, rond	G100.078.1200	Metal foil
8			Mobile de moyenne	G100.0210.1	Third wheel
9			Mobile de renvoi	G100.0453.1	Automitic setting wheel
10			Mobile de réduction supplémentaire	G100.1485.1	Additional reduction wheel
11			Stop seconde	G100.9433	Stop lever
12			Rochet	G100.0415	Ratchet wheel
13			Barillet, monté, 800 g.mm SF	G100.0185.1	Movement barrel complete
14			Kit Pont rouage		Train wheel bridge Kit
14.1			Pont de rouage, monté	G100.0110.1	Train wheel bridge, assembled
14.2			Vis tête plate	G100.923.9980	Flat head screw
15			Kit Ancre-échappement	Sur demande	Escape wheel Kit
15.1			Mobile d'échappement		Escape wheel
15.2			Ancre, montée		Pallet fork
16			Kit Cliquet		Click Kit
16.1			Ressort de cliquet	G100.0430	Click spring
16.2			Cliquet	G100.0425	Click
16.3		2x	Vis tête plate	G100.922.8200	Flat head screw
17			Kit Mobiles		Mobile Kit
17.1			Mobile de grande moyenne	G100.0201.1	Intermediate wheel, assembled
17.2			Mobile d'inversion	G100.1488.1	Reversing wheel
17.3			Mobile de réduction	G100.1481.1	Reduction wheel
17.4			Circlip	G100.0159	Circlip
18	Var	7x	Vis tête plate	G100.923.9980	Flat head screw
19	Var		Pont de balancier complet	Sur demande	Complete balance bridge
19.1			Pont de balancier		Balance bridge
19.2			Kit Raquetterie	Sur demande	index assembly Kit
19.2.1			Excentrique de réglage		Regulator corrector
19.2.2			Porte-piton, monté		Stud support, assembled
19.2.3			Raquette garnie		Lower index, assembled
19.2.4			Flèche de raquette		Upper index
19.2.5			Amortisseur de choc SUS		Shock absorber
20			Balancier réglé, monté		Timed balance regulated, standardized



Liste des fournitures
List of components

Réf.		Désignation	N° pièces	Designation
21		Kit Pont d'ancre		Pallet bridge Kit
21.1		Pont d'ancre, monté	G100.0125.1	Pallet bridge, assembled
21.2	2x	Vis tête plate	G100.922.8200	Flat head screw
22		Kit Quantième		Day of the month Kit
22.1		Roue de minuterie, montée	G100.0260.1	Minute wheel
22.2		Renvoi de pignon coulant	G100.0450	Sliding pinion Setting wheel
22.3		Renvoi	G100.0454	Setting wheel
22.4		Correcteur de quantième, monté	G100.2566.1	Date corrector, assembled
22.5		Entraîneur de quantième, monté	G100.2556.1	Date indicator driving wheel
22.6		Minuterie de 24h	G100.0263.1	24h Minute wheel
22.7		Renvoi de 24h	G100.0293	24h Setting wheel
22.8		Ressort de correcteur de quantième	G100.2573	Date corrector spring
22.9		Sautoir de quantième	G100.2576	Date jumper
23	Var	Disque de quantième	G100.2557	Date indicator
24		Kit Plaque de maintien		Holding plate Kit
24.1		Plaque de maintien	G100.2535	Holding plate
24.2	5x	Vis tête conique	G100.930.7010	Countersunk head screw
25	Var	Masse oscillante	G100.1143.1	Oscillating weight, assembled
25-2	Var	Kit Masse oscillante		Oscillating weight Kit
25-2.1		Masse oscillante	G100.1143	Oscillating weight
25-2.2		Roulement à billes	G100.1497.1	Ball bearing
26	Var	3x Vis tête plate	G100.923.9990	Flat head screw
27		Kit Emboîtement		Casing Kit
27.1		Bague cadran	G100.0927	Dial support
27.2	2x	Bride	G100.082.0600	Clampe
27.3	2x	Vis tête plate	G100.924.7520	Flat head screw
	Var	Variante		Variant

Réf.	Désignation	Designation	Article	Dénomination	Finition
1	Platine	Main pate	G100.0100.1.A.02.99	Standard	Palladié
				Soigné	Palladié
				Top	Palladié
			G100.0100.1.A.02.98	NAC - Standard	NAC
				NAC - Soigné	NAC
				NAC - Top	NAC
5	Pont de barillet	Barrel bridge	G100.0106.1.A.02.99	Standard	Palladié
			G100.0100.1.A.02.98	NAC - Standard	NAC
			G100.0100.1.A.02.76.89.99	Soigné	Palladié Côtes de Genève - Diamanté
			G100.0100.1.A.02.76.89.98	NAC - Soigné	NAC Côtes de Genève - Diamanté
			G100.0100.1.A.02.76.85.89.99	Top	Palladié Côtes de Genève - Diamanté - Colimaçonné
			G100.0100.1.A.02.76.85.89.98	Nac - Top	NAC Côtes de Genève - Diamanté - Colimaçonné
7	Mobile de seconde Chaussée Roue des heures	Second wheel Cannon pinion with driving wheel Hour wheel	G100.0220.1	Aiguillage 2	
			G100.0220.1.A	Aiguillage 3	
			G100.0220.1.B	Aiguillage 4	
			G100.0220.1.E	Aiguillage 7	
13	Barillet	Movement barrel complete	G100.0185.1.A	Standard	Nickelé
			G100.0185.1.A.85	Top	Nickelé Colimaçonné
18	Vis de Ponts	Bridges screw	G100.923.9980.2		Tête polie Acier
			G100.923.9980.4		Tête polie bleue, fente blanche
19	Pont de balancier complet	Complete balance bridge	Sur demande / On request	Standard	Palladié
				NAC - Standard	NAC
				Soigné	Palladié Côtes de Genève - Diamanté
				NAC - Soigné	NAC Côtes de Genève - Diamanté
				Top	Palladié Côtes de Genève - Diamanté - Colimaçonné
				Nac - Top	NAC Côtes de Genève - Diamanté - Colimaçonné
23	Disque	Date indicator	G100.2557	Brut	
			G100.2557.BN	3h	Fond Blanc / Chiffre Noir
			G100.2557.NB		Fond Noir / Chiffre Blanc
			G100.2557.41/2.BN	4h30	Fond Blanc / Chiffre Noir
			G100.2557.41/2.NB		Fond Noir / Chiffre Blanc
			G100.2557.6.BN	6h	Fond Blanc / Chiffre Noir
			G100.2557.6.NB		Fond Noir / Chiffre Blanc
25	Masse oscillante	Oscillating weight	G100.1143.1.67.99	Standard	Palladié
			G100.1143.1.67.76.86.99	Soigné	Palladié Côtes de Genève - Soleillé
			G100.1143.1.67.76.86.98	NAC - Soigné	NAC Côtes de Genève - Soleillé
25-2	Masse oscillante	Oscillating weight	G100.1143	Brut	
26	Vis Masse oscillante	Oscillating weight screw	G100.923.9990.2		Tête polie Acier
			G100.923.9990.4		Tête polie bleue, fente blanche



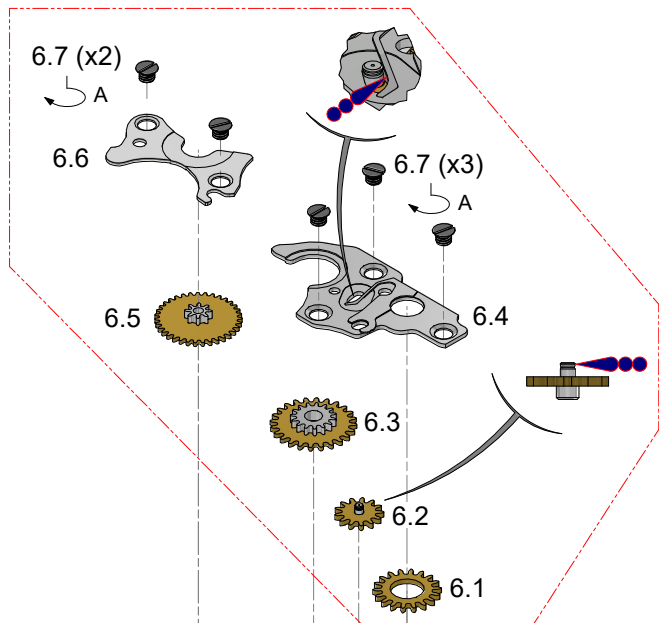
↻	Couple de serrage
A	6.5 N.mm
B	8 N.mm
C	10 N.mm

-  FIXO
-  HP 1300

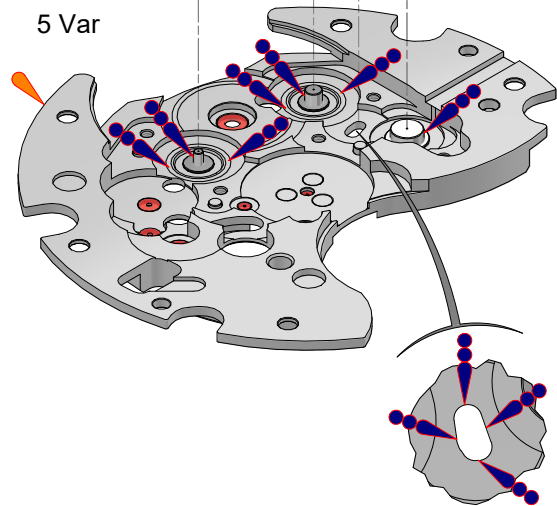
Mouvement de base 1/2

Base movement 1/2

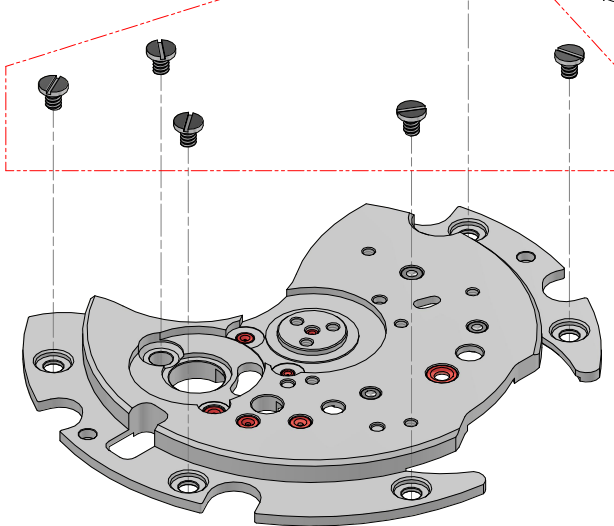
6 - Kit




5 Var



*18 - Kit Var (x7)
C



*7 - Kit Var



9

8

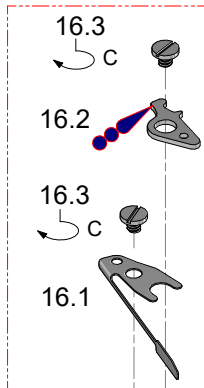
10

11

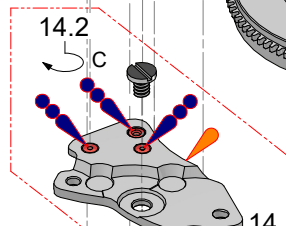
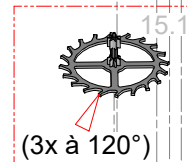
12

13 Var

16 - Kit

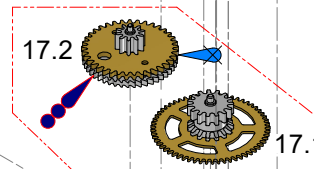


*15 - Kit



14 - Kit

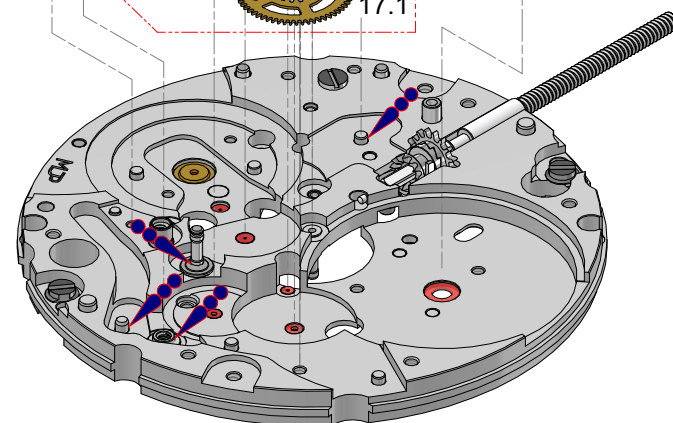
*17 - Kit



- * 7 Fin du kit sur page 10
- 15 Fin du kit sur page 9
- 17 Fin du kit sur page 10
- 18 Fin du kit sur page 9

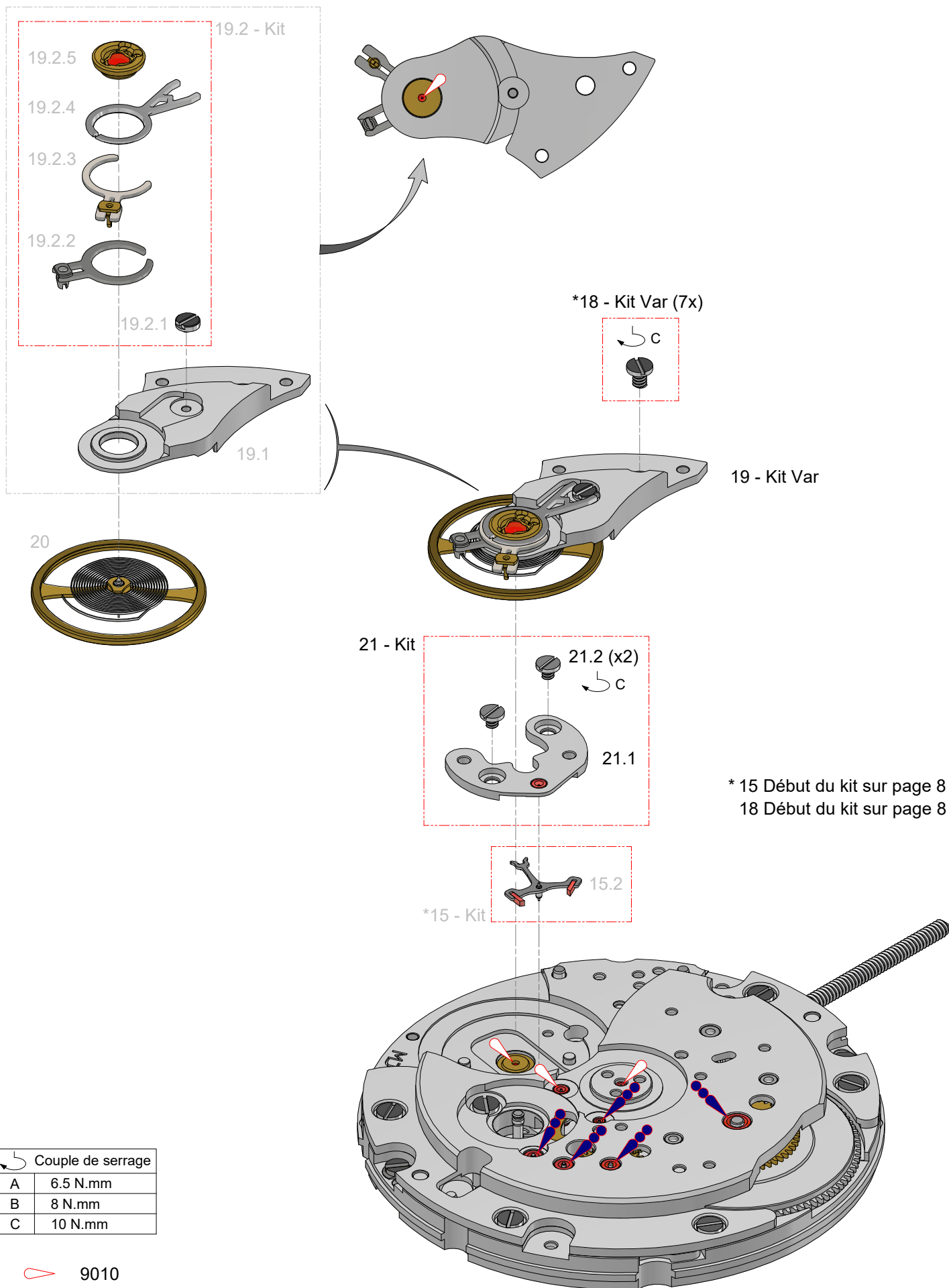
Couple de serrage	
A	6.5 N.mm
B	8 N.mm
C	10 N.mm

- 9415
- FIXO
- 9010
- HP 1300
- Ne pas laver



Mouvement de base 2/2

Base movement 2/2



Mécanisme calendrier et automatique Mechanism calendar and self-winding mechanism

